



Revisión | Review

The *Tillandsia* genus: history, uses, chemistry, and biological activity

[El género *Tillandsia*: historia, usos, química y actividad biológica]

Edgar Estrella-Parra^{1,2}, María Flores-Cruz^{3,4}, Gerardo Blancas-Flores¹,
Stephen D. Koch⁴ & Francisco J. Alarcón-Aguilar¹

¹Laboratorio de Farmacología, Departamento Ciencias de la Salud, Universidad Autónoma Metropolitana, Unidad Iztapalapa. Ciudad de México, México

²Laboratorio de Fitoquímica, UBIPRO, FES-Iztacala, Universidad Nacional Autónoma de México, Estado de México, México

³Centro para la Sustentabilidad Incalli Ixcachuicopa 'Centli', Programa de Investigación Sierra Nevada, México

⁴Colegio de Postgraduados, Campus Montecillo, Texcoco, Posgrado en Botánica, Estado de México, México

Contactos / Contacts: Francisco J. ALARCÓN-AGUILAR - E-mail address: aaaf@xanum.uam.mx

Abstract: *Tillandsia* L. genus comprises 649 species, with different uses at different times. *T. usneoides* L. uses are reported since the late-archaic and pre-Columbian cultures. In XIX-XX centuries, *T. usneoides* was used in some manufactured products, as polish and packing fruit. *Tillandsia* has a favorable reputation as medicine: for leucorrhoea, rheumatism, ulcers, hemorrhoid treatment, as an anti-diabetic remedy, emetic, analgesic, purgative, contraceptive, antispasmodic and diuretic. *Tillandsia* chemical composition includes cycloartane triterpenes and hydroxy-flavonoids, which are present in at least 24 species. Several extracts and compounds from *Tillandsia* spp. have been reported with pharmacological actions, as anti-neoplasia, hypolipidemic, antifungal, anti-HSV-1, hypoglycemic and microbicide. This review communicates the economic importance, ethnobotany, chemistry composition and biological activities of the *Tillandsia* genus, and analyze its biological and economic perspective. *Tillandsia* genus has cultural, economic and pharmacological relevance, with a high potential in many essential aspects of the modern society.

Keywords: *Tillandsia* spp; Bromeliaceae; Cycloartane triterpenes; Ethnobotany; Medicinal plants; Phytopharmacology.

Resumen: El género *Tillandsia* L. comprende 649 especies, con diferentes usos en diferentes épocas. *T. usneoides* L. se han reportado desde el arcaico tardío hasta las culturas precolombinas. En los siglos XIX-XX, *T. usneoides* se usó en productos manufacturados: como abrasivo y embalaje de fruta. Como medicina tradicional, el género *Tillandsia* se reporta para leucorrea, reumatismo, úlceras, hemorroides, remedio antidiabético, emético, analgésico, purgante, anticonceptivo, antiespasmódico y diurético. Su composición química incluye triterpenos de tipo ciclo-artano e hidroxi-flavonoides, presentes en al menos 24 especies. Los extractos y compuestos del género *Tillandsia* se han reportado con propiedades antineoplásicas, hipolipidémicas, antifúngicas, anti-HSV-1, hipoglucemiantes y microbicidas. Esta revisión comunica la importancia económica, etnobotánica, composición química y las actividades biológicas del género *Tillandsia*, y analiza su perspectiva biológica y potencial económica. *Tillandsia* tiene importancia cultural, económica y farmacológica, con gran potencial en muchos aspectos esenciales de la sociedad moderna.

Palabras clave: *Tillandsia* spp; Bromeliaceae; Triterpenos cicloartano; Etnobotánica; Plantas medicinales; Fitofarmacología.

Recibido | Received: January 24, 2019

Aceptado | Accepted: March 2, 2019

Aceptado en versión corregida | Accepted in revised form: April 22, 2019.

Publicado en línea | Published online: May 30, 2019

Este artículo puede ser citado como / This article must be cited as: E Estrella-Parra, M Flores-Cruz, G Blancas-Flores, SD Koch, FJ Alarcón-Aguilar. 2019 The *Tillandsia* genus: history, uses, chemistry, and biological activity. *Bol Latinoam Caribe Plant Med Aromat* 18 (3): 239 – 264. <https://doi.org/10.37360/blacpma.19.18.3.16>

INTRODUCTION

Bromeliaceae family includes 57 genera and 3,350 species (Luther, 2006). They are distributed predominantly in the Neotropical region, from southern Mexico through Chile and reaching the North-American Southeast (Manetti *et al.*, 2009). Except for *Pitcairnia feliciana* (A. Chev.) Harms & Mildbraed, Bromeliaceae is considered an endemic family of the Americas (Givnish *et al.*, 2007) that comprises eight subfamilies: Pitcairnioideae, Tillandsioideae, Bromelioideae, Puyoideae, Navioideae, Hechtioideae, Lindmanioideae, and Brocchinioideae. They differ for: growth habit, trichome, type of fruit, seed, leaflet, photosynthesis, and pollinator; as well as its epiphytes, growth, and the chlorenchyma (Crayn *et al.*, 2004; Givnish *et al.*, 2007; Vasconcelos *et al.*, 2013; Givnish *et al.*, 2014).

Tillandsia genus has over 649 species and includes members with distinctive morphological and physiological characteristics (Pickens *et al.*, 2006; Gouda *et al.*, 2016; Granados *et al.*, 2016). Most of the species of the genus are epiphytes of trees or live on rocky slopes, preferring to settle in *Quercus* spp. tree branches, because of its rough bark. They possess leaves covered with peltate trichomes and are arranged in rosettes; whereas the inflorescences are bracteates with bright colors (Diego-Escobar *et al.*, 2013). All *Tillandsia* species are epiphytes, living independently of the soil, on trees or inert substrates, such as electric power-line wires (Brighigna *et al.*, 1997). In these species, the lack of an absorbing root system is substituted by a specialized structure named trichome that is essential for water uptake and other nutrients (Papini *et al.*, 2011). It is known that around 27.614 species are vascular epiphytes, with 913 genera in 73 families (Zots, 2013), representing approximately 13% of the species of vascular plants (Kress, 1986; Douglas *et al.*, 1987).

Tillandsia genus is the most primitive and xerophyte of all Bromeliaceae family (Garth, 1964). Carl Linnaeus called to the genus '*Tillandsia*' in honor of his Finnish teacher Elias Tillands (Vasconcelos *et al.*, 2013). From the beginning of the formal investigation of the *Tillandsia* genus, it has awakened much interest. Authors like Dubois (1917) mentioned the extreme adaptability of *T. usneoides* in their host as 'carnivorous plant.' Also, Billings (1904) reported the great versatility of *T. usneoides*, which during the dry spell in the spring of 1902, was exposed to a period during without rain during two months without suffer injury. Nowadays, *Tillandsia* species has been

reported with qualities for pollutants environmental monitoring (Capannesi *et al.*, 1987; Figueiredo *et al.*, 2004; Elias *et al.*, 2006; Cardoso-Gustavson *et al.*, 2016).

Although, *Tillandsia* genus species possesses cultural relevance, economic importance, and unique ecological features, also is used in traditional medicine, with repercussions in the treatment of human illness. In the present review, we report the historical uses, customs, chemistry, economic importance as well as biological activities of *Tillandsia* genus species, empathizing the most relevant since the point of view ethnomedicinal and analyzing its biological and economic perspective.

Culture importance, uses, and customs in the Americas

There are different applications of the *Tillandsia* species reported in the Americas. Two of the plants more reported are *T. usneoides* and *T. recurvata*, commonly called 'Spanish moss' and 'Ball moss,' respectively. The first hint of the use of *Tillandsia* happened by *T. usneoides* fibers, which were found in the pottery-making societies of North America before our era (Smith & Trinkley, 2006; Gilmore, 2015). The interest in *Tillandsia* plants was confirmed in the 19th and 20th centuries.

One of the first uses of *T. usneoides* was proposed throughout a patent for treatment and cure of the decomposition of the bark of the trees (Cummings, 1880). In the early 20th century in Louisiana, Florida USA, *T. usneoides* was used in the winter by farmers when the pastures were scarce, whose often chop downed trees and allow the cattle to feed on the moss (Halligan, 1909). *T. recurvata* was used with the same purpose in Brazil (Vasconcelos *et al.*, 2013). In this same century, *T. usneoides* was suggested as a product very versatile in USA (Schorger, 1927), as for tanning hides (Hall & Tuttle, 1918), and as a possible source for a hard-natural wax and for processing of upholstering fibers (Feurt & Fox, 1953a; Feurt & Fox, 1955). Besides, the waste material from the processing of threads for the upholstery industry was suggested as a source of estrogens for cattle, to improve meat quality and the efficiency of feed utilization (Feurt & Fox, 1953b). *T. usneoides* was also used to eliminate the bitter taste of citrus for use in animal feed (Sokoloff & Redd, 1951).

Interestingly, the cultural importance of the *Tillandsia* plants is prominently most wide in the different Latin America countries that in other parts of

the Americas. Avila (2012) reports that *Tillandsia* spp. was probably known as '*chicōm-ācatl*' in pre-Columbian cultures, which was used in Aztec temples as decoration (Pierce, 2000). Other *Tillandsia* species, like *T. purpurea* Ruiz and Pav. are depicted on pre-Incan Mochica pottery of northern Peru, often within a magical context (Arslanian et al., 1986). Also, in Peru, *T. usneoides* was used to wrapping fruit and fragile objects, as well as filling pillows and mattresses (Pierce, 2000).

Tillandsia species can propagate and live in trees of economic importance as cacao and shrubs as well as in power-line poles. Due to that *Tillandsia* species grow in other plants with more significant commercial or social value, they were considered parasitic plants (Rodríguez, 1955), and some herbicides against *T. recurvata* and *T. usneoides* were proposed (Rodríguez, 1955; Cole, 1959; Cardenas, 1971; Johnson & Halliwell, 1973). Fortunately, this practice has disappeared in some regions thanks to a better knowledge of the cultural, ecological and economic importance of the *Tillandsia* genus.

Ethnobotany

While in the USA the plants of *Tillandsia* genus were used practically in everyday needs, in Latin America the past knowledge of this genus affected on the culture of these countries, particularly in its traditional medicine. For instance, in Peru were reported several *Tillandsia* spp. with magical connotations, and some species are used in rituals as adornment, especially: *T. usneoides* (salvagina), *T. walterivar* (Sara-Sara), *T. cauligera* (huiccontoi) and *T. walteri* (pasto verde) (Arslanian et al., 1986).

In México, *T. usneoides* had an essential use in Azteca society and posteriorly in post-Colombian time like decoration in scenes of nativity in Chiapas (Gardner, 1982), as well as *T. religiosa* in Morelos (Hernández-Cardenas et al., 2014). In Tarahumara community, *T. mooreana* L.B.Sm., usually named 'waráruwi' together with the 'peyote' (*Lophophora williamsii*), are important plants used in its rituals (Bye, 1979). Recently, the Otomi community of San Bartolo Tutoltepec, Puebla, use this resource as part of their wardrobe flying in the '*Danza de Los viejos*,' this to show himself as one of the old of vegetation, in an ancient dance in the community (Stresser-Peann, 2011). Today, these plants can purchase in markets mainly for ornamental purposes (Monteiro et al., 2011).

Economic importance

The Bromeliaceae family is of horticultural interest, mostly due to their growth forms and brightly colorful inflorescences (Vervaeke et al., 2004). Today, from Belgium and Holland millions of Bromeliaceae seedlings and tens of thousands of finished plants are imported into the USA (Cathcart, 1995). Only in Florida, the commercial crop of Bromeliaceae has been estimated at \$20 million per year (Cathcart, 1995). However, some *Tillandsia* plants are endangered (CITES) (Bessler, 1997) and it has been sought techniques for its improvement and care. In Brazil has been improved the conditions of growth *Tillandsia* in the greenhouses due to the presence of the mosquito *Aedes aegypti*, which is vectorized by crows (Soares, 2005).

The plants of *Tillandsia* genus have received hormonal treatment with 6-benzylaminopurine (6-BA) as well as gibberellic acid, to accelerate the multiplication and propagation velocity of the growth (Chekanova, 1980; Bessler, 1997; Ding et al., 2009; Ding et al., 2014). Also, it has been developed a medium of culture to accelerate the propagation of the plant (Zheng et al., 2013), including a specific method with a particular medium of culture for *Tillandsia*, as well as many fertilizers suitable for its growth (Wrinkle, 1973; Sanchez, 2007; Ding et al., 2013; Wang et al., 2013; Wang et al., 2014; Zheng et al., 2015a; Zheng et al., 2015b; Wang, 2015; Zheng & Ding, 2015; Ding et al., 2015a; Li and Zheng, 2015; Zhang, 2016).

T. cyanea Linden ex K. Koch is used as organic fertilizer in many Asiatic countries (Zhang, 2016). Also, *T. usneoides* is used as a decorative arrangement in buildings (Wickham, 2013), as ornamental plants in vertical type support, as air purification indoors (Kim, 2011a; Kim, 2011b) as well as green plant curtain (Yu et al., 2009). Interestingly, a portable container accessory for clothing transportation of *Tillandsia* plants has developed (Sadaki, 2006). Also, with plants of *Tillandsia* have been made 'live pictures' and jewelry for women (Blió, 2013).

The speciation also has been of commercial interest for the genus, and it has been developed hybrids to commercialize them (Skotak, 2016), and new cultivars of *Tillandsia* ornamental plants with economic importance developed. Some varieties known are: 'Mora' of *T. leiboldiana* Schltdl. (Bak & Steur, 2011), 'Jose' from *T. cyanea* (Van der Velden, 2009) and 'Tilstsil' from *T. stricta* Sol. Ex Sims

(Osada, 2004). This activity satisfied the use of technology for promoting the growth of the plants (Ding et al., 2015b; Zheng et al., 2015b), which reflexing the interest for improving and developing crop in this genus.

Tillandsia genus possesses importance also in the cosmetic industry. Aerial part extracts of *T. usneoides*, *T. cyanea*, *T. tectorum*, *T. ionantha*, and *T. stricta* improve rough skin and keeping moisture (Ohara & Hori, 2001; Shoji et al., 2003; Kurokawa et al., 2004; Yokozeki, 2010). Moreover, from *T. usneoides* has been developed an anti-aging cosmetic, which promotes the keratinocyte differentiation in the skin (Kwon et al., 2013; Jung et al., 2015). All this denote the commercial interest associated with *Tillandsia* plants, whose potential real in this area should be explored in further studies.

Medical traditional use of *Tillandsia*

In traditional medicine people mainly recommends the use of aerial parts (leaves and stems), only leaves or the complete plant to prepare remedies for many ailments. Also, it has been reported the use of inflorescences and roots, including preparations from fresh plants. In South Louisiana, USA, people use the decoction of *T. usneoides* in diabetes mellitus control (Keller et al., 1981) and for hemorrhoid treatment (Agra et al., 2008). In Latin America, *T. recurvata* is usual for leucorrhoea (Adonizio et al., 2006), rheumatism, ulcers, hemorrhoids, eye infections, gallbladder, and as antispasmodic agent (Paz et al.,

1995; Agra et al., 2007; Agra et al., 2008; Vasconcelos et al., 2013). *T. recurvata* is used in Bolivia for kidney inflammation (Bourdy et al., 2004). Meanwhile, *T. streptocarpa* Baker as purgative and laxative (Agra et al., 2008), emetic, analgesic and anti-inflammatory remedy in Brazil (Delaporte et al., 2004), as well as contraceptive agent (Delaporte et al., 2006). *T. loliacea* Mart. ex. Schult. f. is used in the treatment of external ulcers (Agra et al., 2008), as an anti-rheumatic, and for obstructed liver (Braga, 1976). Additionally, *T. stricta* is used in the vicinity of the Parana River as a diuretic, in gonorrhoea treatment and as an anti-inflammatory (Lucietto et al., 2006).

In Mexican traditional medicine, there are more than 30 *Tillandsia* plants reported (Table No. 1), being the most critical *T. recurvata* and *T. usneoides*, which are used for cough, bronchitis, rheumatism, ulcers, and hemorrhoids, among other (Bennett, 2000; Acebey et al., 2006; Grijalva, 2006; De Fátima et al., 2008; Zamora, 2009; Hornung-Leoni, 2011; Mondragón et al., 2011). Moreover, in the traditional medicine of Amatlan, Veracruz, *T. recurvata* is used for menstruation concerns (Smith & Downs, 1977; Smith-Oka, 2007; Smith-Oka, 2008). Also, the leaves of *T. imperialis* E. Morren ex Mez are used for digestive disorders, respiratory tract, hemorrhoids, inflammation and burns (Sandoval-Bucio et al., 2004; Vite-Posadas et al., 2011). However, in most cases, little attention has been placed on the experimental validation of their medicinal properties.

Table No. 1
***Tillandsia* plants with uses in the Mexican traditional medicine.**

Taxon	Medicinal use/illness	Reference
<i>Tillandsia aeranthos</i> (Loisel.) L. B. Sm.	Antispasmodic and ocular infections	Benzing, 1980; Hornung-Leoni, 2011.
<i>Tillandsia andrieuxii</i> (Mez) L. B. Sm.	Cough, bronchitis swelling, headache and backache	Sandoval-Bucio et al. 2004; Mondragón et al., 2011.
<i>Tillandsia balbisiana</i> Schult. f	Bronchitis	Sandoval-Bucio et al., 2004; Mondragón et al., 2011; Ucan 857 *(MEXU).
<i>Tillandsia brachycaulos</i> Schtdl.	Medicinal properties	Mondragón et al., 2011.
<i>Tillandsia bulbosa</i> Hook.	Migraine in women post-partum	Sandoval-Bucio et al., 2004; Mondragón et al., 2011; Gutiérrez 132 *(MEXU).
<i>Tillandsia capillaris</i> Ruiz & Pav.	Medicinal properties	Bennett, 2000; Acebey et al., 2006.
<i>Tillandsia dasyliirifolia</i> Baker	Cough and bronchitis	Sandoval-Bucio et al., 2004; Hornung-Leoni, 2011; Mondragón et al., 2011; Ucan et al., 1996 *(MEXU).
<i>Tillandsia didisticha</i> (E. Morren) Baker	Medicinal properties	Acebey et al., 2006.

<i>Tillandsia duratii</i> Vis.	Cardiotonic	Acebey <i>et al.</i> , 2006.
<i>Tillandsia elongata</i> Kunth	Bronchitis	Hornung-Leoni, 2011; Ucan 711 *(MEXU).
<i>Tillandsia erubescens</i> Schtdl.	Coughing, anaemia and kidney problems	Bennett, 2000; Sandoval-Bucio <i>et al.</i> , 2004; Mondragón <i>et al.</i> , 2011.
<i>Tillandsia fasciculata</i> Sw.	Abscess, inflammation and ear diseases	Sandoval-Bucio <i>et al.</i> , 2004; Mondragón <i>et al.</i> , 2011.
<i>Tillandsia festucoides</i> Brongn ex Mez	Bronchitis	Sandoval-Bucio <i>et al.</i> , 2004; Mondragón <i>et al.</i> , 2011; **(ENCB).
<i>Tillandsia guatemalensis</i> L. B. Sm.	Majbenal, spiritual illness	Sandoval-Bucio <i>et al.</i> , 2004; Mondragón <i>et al.</i> , 2011; Breedlove **(ENCB).
<i>Tillandsia imperialis</i> E. Morren ex Mez	Bath "burned child"	Hornung-Leoni, 2011; Mondragón <i>et al.</i> , 2011.
<i>Tillandsia karwinskyana</i> Schult. f.	Medicinal properties	Mondragón <i>et al.</i> , 2011
<i>Tillandsia loliacea</i> Mart. ex Schult. f.	Uterine bleeding and external ulcers	Acebey <i>et al.</i> , 2006; De Fátima <i>et al.</i> , 2008.
<i>Tillandsia multicaulis</i> Steud.	Medicinal properties	Mondragón <i>et al.</i> 2011.
<i>Tillandsia oaxacana</i> L. B. Sm.	Medicinal properties	Mondragón <i>et al.</i> , 2011.
<i>Tillandsia plumosa</i> Baker	Medicinal properties	Mondragón <i>et al.</i> , 2011.
<i>Tillandsia polystachia</i> (L.) L.	Medicinal properties	Sandoval-Bucio <i>et al.</i> , 2004.
<i>Tillandsia prodigiosa</i> (Lem.) Baker	Medicinal properties	Mondragón <i>et al.</i> , 2011.
<i>Tillandsia recurvata</i> (L.) L.	Burns, cough, bronchitis, back pain, antidiuretic, pimples, rheumatism, ulcers, hemorrhoids, irregular menstruation and antiangiogenic properties	Hernández <i>et al.</i> , 1991; Bennett, 2000; Sandoval-Bucio <i>et al.</i> , 2004; Acebey <i>et al.</i> , 2006; De Fátima <i>et al.</i> , 2008; Hornung-Leoni, 2011; Mondragón <i>et al.</i> , 2011.
<i>Tillandsia recurvifolia</i> Hook.	Medicinal properties	Acebey <i>et al.</i> , 2006.
<i>Tillandsia schiedeana</i> Steud.	Headache and fever	Bennett, 2000; Mondragón <i>et al.</i> , 2011.
<i>Tillandsia splendens</i> Brongn.	Medicinal properties	Londoño, 2011.
<i>Tillandsia streptocarpa</i> Baker	Purging, laxative, emetic	De Fátima <i>et al.</i> , 2008.
<i>Tillandsia streptophylla</i> Scheidw. ex C. Morren	Headache	Sandoval-Bucio <i>et al.</i> , 2004; Ucan and Flores 929 *(MEXU).
<i>Tillandsia usneoides</i> (L.) L.	"Persona tapeada", hemorrhoids, dandruff, digestive ailments due to overeating, body inflammation, antiepileptic and astringent, gastritis, throat placenta, accelerate childbirth, infant epilepsy, astringent, antipyretic, cough, hernias, measles, ulcers, arthritis, lung conditions, Liver, kidney, heart, contraceptive	Zamora, 2009; Bennett, 2000; Sandoval-Bucio <i>et al.</i> , 2004; Acebey <i>et al.</i> , 2006; Grijalva, 2006; De Fátima <i>et al.</i> , 2008; Mondragón <i>et al.</i> , 2011.
<i>Tillandsia vernicosa</i> Baker	Medicinal properties	Acebey <i>et al.</i> , 2006.
<i>Tillandsia xiphioides</i> Ker Gawl.	Medicinal properties	Bennett, 2000; Acebey <i>et al.</i> , 2006.

*MEXU: The National Herbarium of Mexico-National Autonomous University of Mexico (UNAM).

**ENCB: The National School of Biological Sciences-National Polytechnic Institute (IPN).

Chemistry

In general, the compounds from the plants of the *Tillandsia* genus have been isolated from organic extracts, mainly alcoholic (methanol and ethanol), although also acetone, chloroform, hexane, and benzene were used. Some extracts have been explored by CO₂ supercritical fluid, and minor attention has been put in the more polar compounds in aqueous extracts; hemisynthesis has also been practiced for some reported compounds the genus (Table No. 2). The primary compounds in *Tillandsia* genus are triterpenoids and sterols (51%), flavonoids (45%) and cinnamic acids (4%) (Clemes *et al.*, 2008; Vasconcelos *et al.*, 2013). Historically, in 1861 ash content for *T. usneoides* resulted in chemical properties (Schorger, 1927). However, the investigation about the chemical of the *Tillandsia* genus was initiated at the beginning of the XX century by American society. Thus, *T. usneoides* was initially reported containing as main constituents, water (15.95%) and carbohydrates (69.50%) (Halligan, 1909; Schorger, 1927; Seldon & Feurt, 1953), cellulose, (Wise & Meer, 1936), proteins (Pickell, 1890; Halligan, 1909), and wax, which represented a possible commercial source for natural wax (Schorger, 1927; Seldon & Feurt, 1953).

The first chemical analyses of ash of Spanish-moss *T. usneoides* were reported containing Na₂O, K₂O, MgO, CaO, Fe₂O₃, SiO₂, P₂O₅ and SO₃ (Halligan, 1909; Wherry & Buchanan, 1926; Wherry & Capen, 1928). *T. usneoides* was reported containing sugars and other non-identified chemical constituents with potential commercial value (Marsden, 1918) and a sample of this species, which was recollected in the winter season, it was reported with 15 mg/g and 46 mg/g of carotene and ascorbic acid, respectively, representing nutritional levels of interest for cattle (French & Abbott, 1948). *T. aeranthos* (Loisel) L.B. Sm. was reported containing polysaccharides (Moyna & Tubío, 1977).

Although the value mineral, bromatological and nutrimental of *T. usneoides* was already known, its first secondary metabolite, a phenol methyl ether

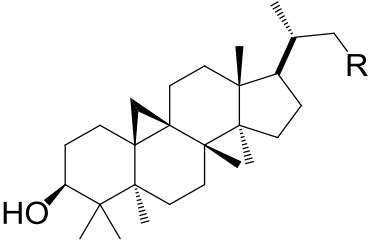
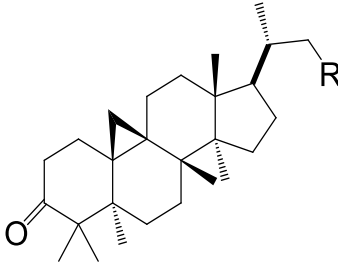
glucoside, was described for Schorger in 1927, who also reported chlorophyll and a sterol (Schorger, 1927). The corolla of *T. fragrans* André (Salgues, 1955) contained 0.18% of essential oil and 74% of several free alcohols as citronellol (52%), geraniol (20%), and nerol (2%), as well as 18% of esters. These findings allow hypothesizing about the possible obtaining from *T. fragrans* of a fragrance of cosmetic interest, which also should be explored in other *Tillandsia* plants.

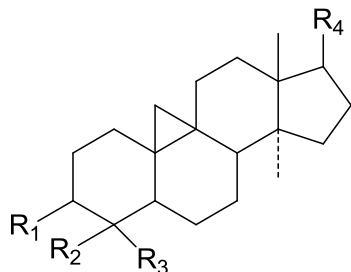
Until the 60s and 70s, the chemistry of *Tillandsia* was more addressed toward its biological activities, probably due to the development of tools and techniques for the identification assertive of molecules.

Table No. 2 enlists the chemical compounds in distinct *Tillandsia* species. McCrindle and Djerassi (1961) and Djerassi and McCrindle (1962) reported 15 cycloartanes triterpenoids isolated of *T. usneoides* (compounds **1-15**). Ten years later, Atalla and Nicholas (1971) reported similar compounds, sharing at least three compounds **19**, **20**, and **21**). Later, Lewis and Mabry (1977) reported the first poly-hydroxylated molecule: 3,6,3',5'-tetramethoxy-5,7,4'-trihydroxyflavone, corresponding to a compound iso-flavonoid type (Table 2).

From the decade of the 90s, the growing interest for the *Tillandsia* plants in the scientific society increased the number of reports. Cabrera *et al.* (1995, 1996), Cabrera & Seldes (1995, 1997) Cantillo-Ciau (2001, 2003), Delaporte *et al.* (2004), Delaporte & Laverde (2006), and Lowe *et al.* (2012a, 2013c) confirmed the presence of cycloartanes triterpenoids in *Tillandsia* species. Also, Wollenberger *et al.* (1992), Queiroga *et al.* (2004), Delaporte *et al.* (2006) as well as Lowe *et al.* (2014c), reported the presence of phenolic compounds in different *Tillandsia* plants (Table No. 2). The chemical properties confirmed into the genus also permitted delving in the knowledge of its biological effects, supporting several of its traditional medical use (Table No. 3).

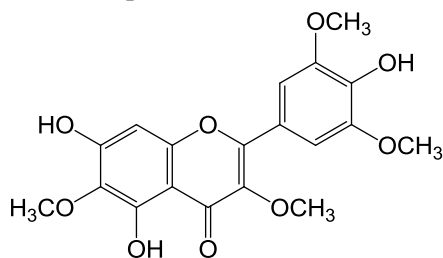
Table No. 2
Chemistry of *Tillandsia* spp.

<i>Tillandsia</i>	Chemistry and biological activity	Author	
<i>usneoides</i>	1. CH=CH-C[(2CH ₃)-(OH)]	 	McCrindle & Djerassi, 1961; Djerassi & McCrindle, 1962
	2. CH=CH-C[(2CH ₃)-(OCH ₃)]		
	3. CH ₂ -CH=C[2(CH ₂)]		
	4. CH ₂ -CH(OH)-CH [(CH ₃)(CH ₂)]		
	5. CH ₂ -CH (OAc)-CH[(CH ₃)(CH ₂)]		
	6. CH ₂ -CO-CH[(CH ₃)(CH ₂)]		
	7. CH ₂ -CH ₂ -C[(2CH ₃)(OH)] (s)		
	8. 2 (CH ₂)-CH [2(CH ₃)]		
	9. CH (OH)-CH(OH)-C[(2CH ₃)-(OH)]		
	10. CHO		
	11. CO ₂ H(s)		
	12. CO ₂ CH ₃ (s)		
	13. CH ₂ -CO-CH[2(CH ₃)]		
	14. CH ₂ -CH		
	15. CH ₂ -CO-C[(CH ₃ CH ₂)](s)		
	As well as friedelin and β-sitosterol		
	s: semi-synthesis		
		Atalla & Nicholas, 1971	
	R ₁ R ₂ R ₃ R ₄		
16	O CH ₃ CH ₃ CH(CH ₃)-2(CH ₂)-CH=C [2 (CH ₃)]		
17	OH CH ₃ CH ₃ CH(CH ₃)-2(CH ₂)-CH=C [2 (CH ₃)]		
18	OH CH ₃ CH ₃ CH(CH ₃)-2(CH ₂)-CO-CH[(CH ₃) (CH ₂)]		
19	OH CH ₃ CH ₃ CH(CH ₃)-2(CH ₂)-CH(OH)-CH[(CH ₃) (CH ₂)]		
20	OH CH ₃ CH ₃ CH ₃ CH(CH ₃)-CH ₂ -CH=CH-C[2(CH ₃)-(OH)]		
21	OH CH ₃ CH ₃ CH(CH ₃)-CH ₂ -CH=CH-C[2(CH ₃)-(OCH ₃)]		
22	OH CH ₃ H CH(CH ₃)-2(CH ₂)-C(CH ₂)-CH [2(CH ₃)]		
23	OH CH ₃ CH ₃ CH(CH ₃)-2(CH ₂)-C(CH ₂)-CH[2(CH ₃)]		
24	OH CH ₃ CH ₃ CH(CH ₃)-2(CH ₂)-CH(CH ₃)-CH[(CH ₃) (CH ₂)]		
25	OH CH ₃ CH ₃ CH(CH ₃)-2(CH ₂)-C(CH ₃)-CH [2(CH ₃)]		
	As well as cholestane, cholesterol, campesterol, stigmasterol, β-sitosterol, and 2 triterpene alcohol.		
	In conclude: 24-methylene cycloartanol is the major triterpene alcohol		



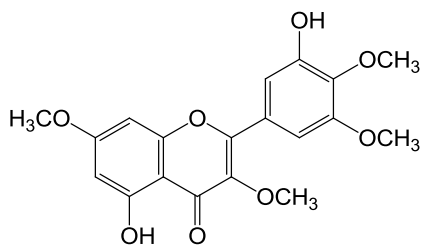
3,6,3',5'-tetramethoxy-5,7,4'-trihydroxyflavone
In conclude: new compound

Lewis & Mabry, 1977



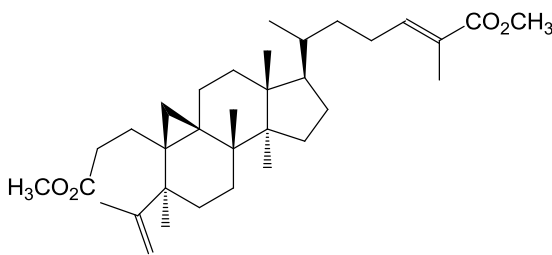
Myricetin-3,3',4',7-tetramethyl
In conclude: The lipophilic flavonoids as exudate constituents, deposited externally, on leaf and stem surfaces ether

Wollenberger et al., 1992

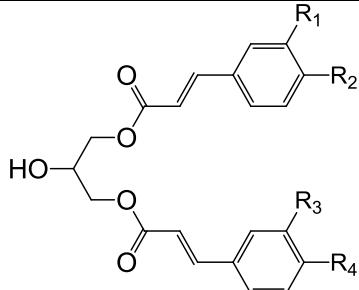


Dimethyl 3,4-seco-cycloart -4(29), 24E-diene-3,26-dioate
In conclude: New compound

Cabrera et al., 1995



Streptocarpa

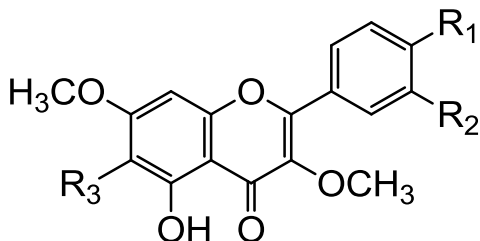


In conclude: Phenylpropanoid glycerols in *Tillandsia* genus.

Delaporte et al., 2004; Delaporte et al., 2006

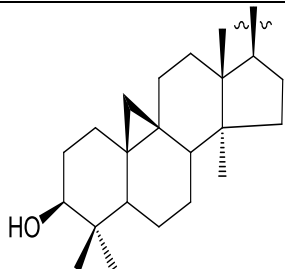
	R ₁	R ₂	R ₃	R ₄	R ₅
26.	H	OCH ₃	H	OCH ₃	OCH ₃
27.	H	OH	OCH ₃	H	OCH ₃
28.	OCH ₃	OH	H	H	OH

As well as other mixture compounds methoxylated 5-hydroxyflavones

purpurea

	R ₁	R ₂	R ₃
29.	OH	H	OCH ₃
30.	OCH ₃	OCH ₃	H
31.	OCH ₃	OCH ₃	OCH ₃

Arslanian et al., 1986

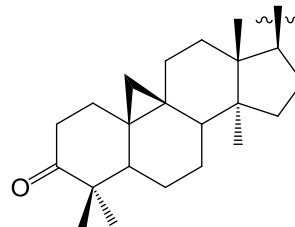
recurvata

32. CH(CH₃)-CH₂-CH=CH-C[(2 CH₃)(OOH)]
 33. CH(CH₃)-2 (CH₂)-CH (OOH)-CH[(CH₂)(CH₃)]
 34. CH(CH₃)-CH₂-CH=CH- C[(2 CH₃)(OH)]
 35. CH(CH₃)-2(CH₂)-CH (OH)-C[(CH₂)(CH₃)]
 36. CH(CH₃)-2(CH₂)-CH=CH-C[2(CH₃)]

Cabrera & Seldes, 1995

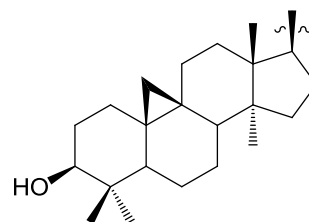
usneoides

37. CH(CH₃)-CH=CH-CHO
 38. CH(CH₃)-2(CH₂)-CH=C[(CHO)(CH₃)]
 39. CH(CH₃)-2(CH₂)-CH (OH)-C[(CH₂) (CH₃)]
 40. CH(CH₃)-CH₂-CH=CH-C[(2CH₃)(OCH₃)]
 41. CH(CH₃)-CH₂-CH=CH-C[(2CH₃)(OOH)]
 42. CH(CH₃)-3(CH₂)-OH
 43. CH(CH₃)-2(CH₂)-CH=C[(CO₂H)(CH₃)]
 44. CH(CH₃)-CH₂-CH=CH-C[(2CH₃)(OH)]

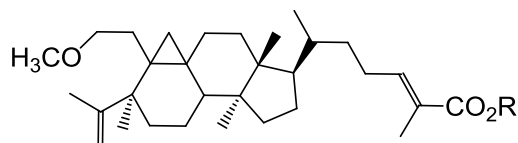


Cabrera et al., 1996

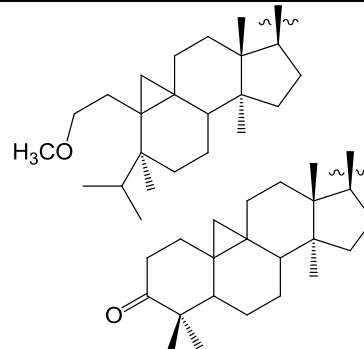
45. CH(CH₃)-2(CH₂)-CH(OH)-CH[(CH₂)(CH₃)]
 46. CH(CH₃)-CH₂-CH=CH-C[(2CH₃)(OOH)]
 47. CH(CH₃)-CH₂-CH=CH-C[(2CH₃)(OH)]
 48. CH(CH₃)-CH₂-CH=CH-C[(2CH₃)(OCH₃)]
 49. CH(CH₃)-2(CH₂)-CH(OOH)-C[(CH₂)(CH₃)]
 50. CH(CH₃)-2(CH₂)-CO-CH[(CH₂)(CH₃)]
 51. CH(CH₃)-2(CH₂)-CH=CH-C[(CH₃)(CHO)]



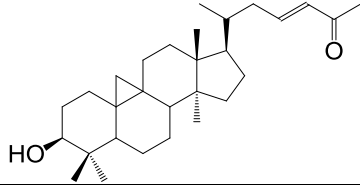
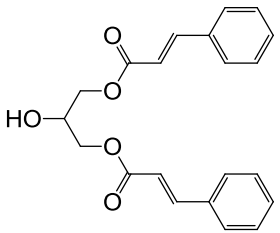
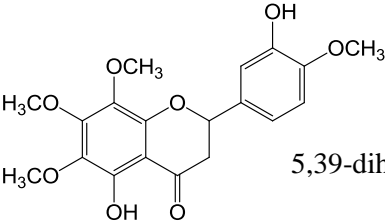
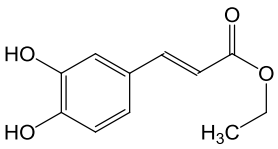
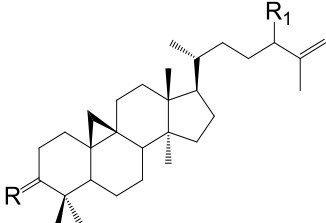
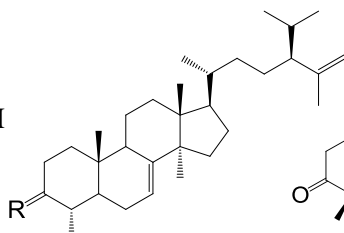
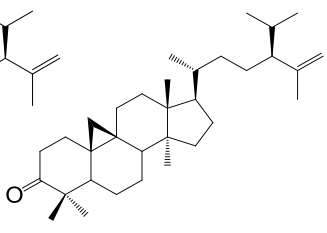
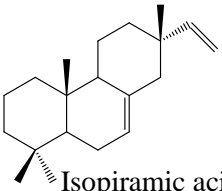
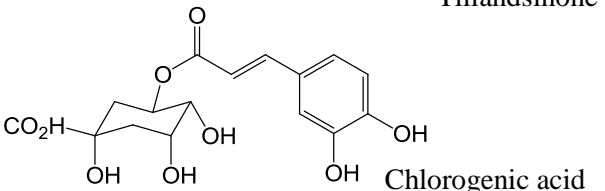
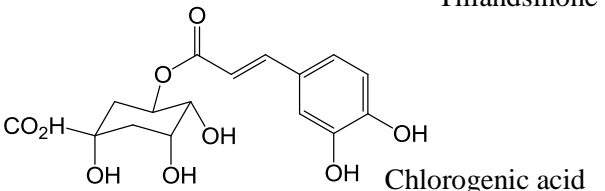
52. R= H
 53. R= CH₃



54. CH(CH₃)-CH₂-CH=CH.C[(2CH₃)(OH)]
 55. CH(CH₃)-(CH₂)-CH=CH-C[(2CH₃)(OCH₃)]
 56. CH(CH₃)-2(CH₂)-CH (OH)-C[(CH₃)(CH₂)]



57. CH(CH₃)-3(CH₂)-CO-CH₃
 58. CH(CH₃)-CH₂-CHO
 59. CH(CH₃)-2(CH₂)-CHO

	In conclude: The short side-chain cycloartanes are the majority compounds			Cabrera & Seldes, 1997
	27-nor-3β-hydroxycycloart-23-en-25-one			
<i>Recurvata</i>	Ethyl ester of caffeic acid	1,3-Di-O-cinnamoylglycerol		Queiroga et al., 2004
				
	As well as: Cycloartenone, cycloartanone, 24-methylenecycloartanone, cycloartanol, 24-methylenecycloartanol, lanosterol, lanostenol, and 24-ethylcholest-4-en-3			
<i>fasciculata</i>	R	R1		Cantillo-Ciau et al., 2001
	60. O	β-iPr		
	61. β-OCOH, α-H	CH3		
	62. O	CH3		
	63. β-OCOH, α-H	CH3		
	64. β-OAc, α-H	CH3		
<i>brachycaulos</i>	R			Cantillo-Ciau et al., 2003
	65. β-OH, α-H			
	66. β-OAc, α-H			
	67. O			
				
				
				

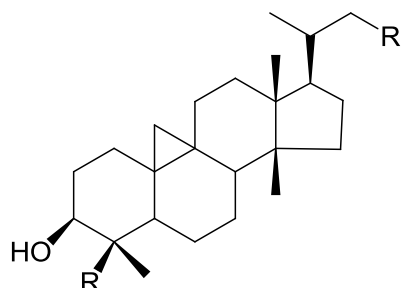
Microbicide (10 µl of a 5% (w/v) toward *S. aureus*, *B. subtilis*, *S. agalactiae*, *E. coli*, *P. aeruginosa*, *K. pneumoniae*, *S. flexneri* serotype 4, *C. albicans*, *S. cerevisiae*, *A. niger* and *T. mentagrophytes*. Compound 60 was obtaining from compound hemi synthesis, without biological activity.

recurvata

	R	R ₁
68.	H	CH=CH-CO-CH ₃
69.	CH ₃	CH=CH-C[(2 CH ₃)(OOH)]
70.	CH ₃	(E) CH=CH-C [(2 CH ₃)(OH)]
71.	CH ₃	CH=CH-CH[(CH ₃) (CH ₂)]
72.	CH ₃	2 (CH ₂)-CO-CH ₃
73.	CH ₃	CH ₂ -CHO
74.	CH ₃	CH ₂ -CH(OOH)-C[(CH ₃)(CH ₂)]
75.	CH ₃	CH ₂ -CH(OH)- C[(CH ₃)(CH ₂)]
76.	CH ₃	CH ₂ -CH=C[2(CH ₂)]
77.	CH ₃	CH ₂ -CH (OH)-C[(2 CH ₃)(OH)]
78.	H	CH ₂ -C (CH ₂)-Pr-i.
79.	CH ₃	(Z) CH=CH-C [(2 CH ₃)(OH)]

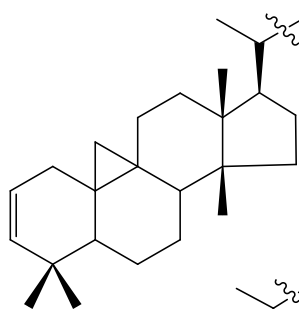
In conclude: Cycloartane showed inhibition toward kinase and angiogenesis in prostate cancer cells, without causing excessive damage to normal cells

Lowe et al.,
2013c

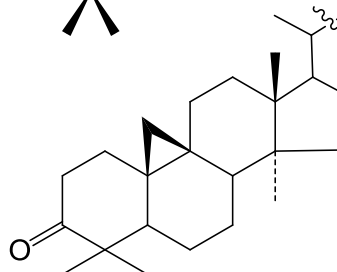


	R	R ₁
80.	CH ₂ -CH=CH-CO-CH ₃	
81.	CH ₂ -CH=CH-CH=CH ₂	
82.	2 (CH ₂)-CH (OOH)-C [(CH ₃) (CH ₂)]	
83.	2 (CH ₂)-CH(OH)-C [(CH ₃) (CH ₂)]	
84.	CH ₂ -CH=CH ₂	
85.	18. CH ₂ -CH(=O)	
86.	19. CH=CH ₂	
87.	20. 3 (CH ₂)-CO- CH ₃	
88.	21. 3 (CH ₂)-CH= CH ₂	
89.	22. 2 (CH ₂)-CH=C [2 (CH ₃)]	

Lowe and
Bryant, 2013



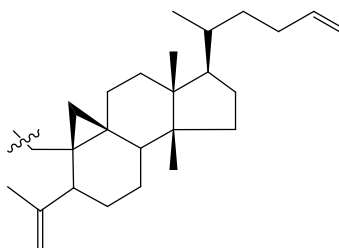
90.	CH ₂ -CO-CH=C (CH ₃)-COOH
91.	2 (CH ₂)-CH (OH)-C [(2 CH ₃) (OH)]
92.	CH ₂ -CH=CH-C [(2 CH ₃) (OH)]



In conclude: Therapeutic cycloartane extract from *T. recurvata*, for use in regressing cancerous tumors and/or for anti-inflammatory effect, as well as the method for inhibiting prostate cancer (killed 99.1% of B-16 cells)

93.	CH ₂ -COOH
94.	2 (CH ₂)-COOH
95.	CH ₂

And other four triterpenes

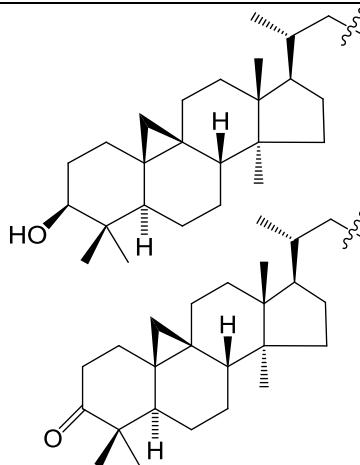


Compounds 89, 90, 92, 93, were active as well as extract MeOH toward HL-60, K562, MOLM-14, monoMac6 (IC₅₀= from 1.83 μM to 18.3 μM). Compounds 89-93 were active toward myotonic dystrophy kinase-related Cdc42-binding kinase (MRCK). Compound 91 was poorly soluble

96. CH=CH-C [(2 CH₃) (OH)]
 97. CH₂-CH (OH)-C [(2 CH₃) (OH)]
 98. CH₂-CH (OH)-C [(CH₃) (CH₂)]

In conclude: The majority of cycloartanes type triterpene were active against leukemia cancer.

99. CO-CH=CH-C [(COOH) (CH₃)]
 100. CH₂-CH(OH)-C [(2 CH₃) (OH)]
 101. CH=CH-C [(2 CH₃) (OH)]

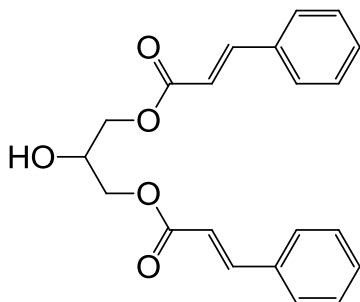


Lowe et al.,
2014a

Hemi-synthesis

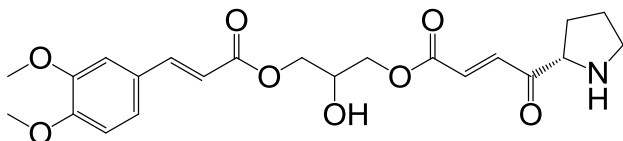
in situ to the Wittig reagent

Lowe et al.,
2014b

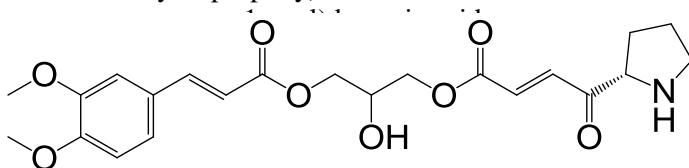


In conclude: The compounds did not show anticancer activity

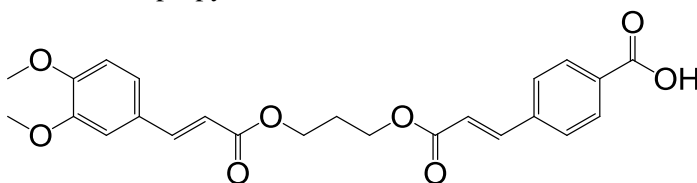
1,3-di-O-cinnamoyl-glycerol



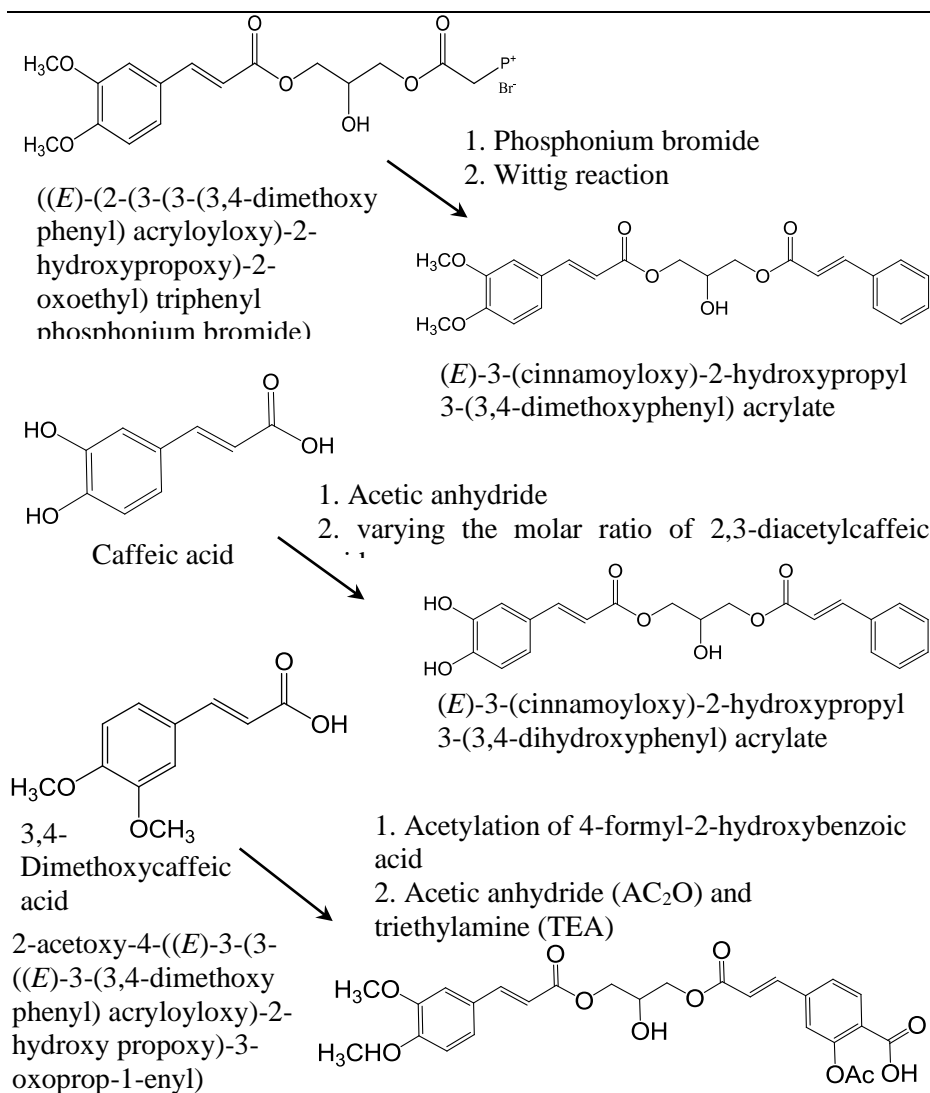
2-acetoxy-5-((*E*)-3-(3-((*E*)-3-(3,4-dimethoxy phenyl) acryloyloxy)-2-hydropropoxy)-3-



3-(3,4-dimethoxy-phenyl)-acrylic acid 2-hydroxy-3-(3-ptolyl-acryloyloxy)-propyl ester

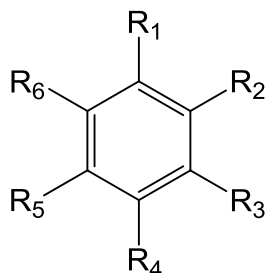


4-((*E*)-3-(3-((*E*)-3-(3,4-dimethoxy phenyl) acryloyloxy)-2-hydropropoxy)-3-oxoprop-1-enyl) benzoic acid



In conclude: B-16-cell line. Activity of analogous compounds, cytotoxic activity with anticancerogenic potential.

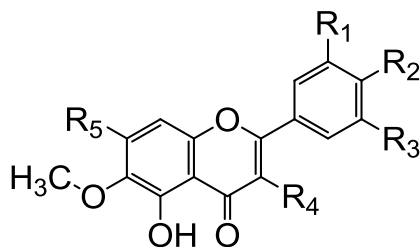
<i>fasciculata</i>	Exposure to mercury vapors-saturated, during 10 days						Siegel et al., 1987
	R ₁	R ₂	R ₃	R ₄	R ₅	R ₆	
Pyrogallol	OH	OH	OH	H	H	H	
Gallic acid	H	COOH	H	OH	OH	OH	
Guaiacol	H	OH	OCH ₃	H	H	H	
Dymethoxyphenol	H	OCH ₃	OCH ₃	OH	H	H	
<i>p</i> (N-methylamino) phenol	H	H	NH-CH ₃	H	H	H	



In conclude: Increment of peroxidase activity due at phenol compounds

utriculata

As well as C-glycosyl flavones with apigenin skeletons

Ulubelen &
Mabry, 1982

In conclude: The first report on the occurrence of the phenylpropanoid glycerols in *Tillandsia* genus

Reported compounds: 1. cycloart-23-ene-3 β ,25-diol; 2. 25-methoxycycloart-23-en-3 β -ol; 3. Cycloartenol; 4. cycloart-25-ene-3 β ,24(α or β)-diol; 5. Acetate of cycloart-25-ene-3 β ,24(α or β)-diol; 6. 3 β -hydroxycycloart-25-en-24-one; 7. 25-hydroxycycloartanol; 8. Cycloartanol; 9. 3 β -acetoxy-cycloart-23,24,25-triol; 10. nd; 11. nd; 12. Methyl 3 β -hydroxy-24,25,26,27-tetranorcycloartan-23-oate; 13. 3 β -hydroxy-cycloartan-24-one; 14. Cycloartenone; 15. Cycloartenol; 16. Cycloartenone; 17. Cycloartenol; 18. 3 β -hydroxycycloart-25-ene-24-one; 19. cycloart-25-ene-3 β ,24(α or β)-diol; 20. Cycloart-23-ene-3 β ,25-diol; 21. 25-methoxycycloart-23-ene-3 β -ol; 22. Cycloeucaleanol; 23. 24-methylenecycloartanol; 24. Cyclolaudenol; 25. 24-methycycloartanol; 26. 6-Hydroxykaempferol 3,6,7,4'-tetramethyl ether; 27. Cirsilineol; 28. Jaceosidin; 29. Penduletin 4'-O-methyl ether (5-hydroxy-3,6,7,4'-tetramethoxyflavone); 30. Artemetin (5-hydroxy-3,6,7,3',4'-pentamethoxyflavone); 31. Retusin (5-hydroxy-3,7,3',4'-tetramethoxyflavone); 32. 25-hydroperoxycycloart-23-en-3 β -ol; 33. 24-hydroperoxycycloart-25-en-3 β -ol; 34. Hemisynthesis 1 cycloart-23-ene-3 β ,25-diol; 35. Hemisynthesis 2 cycloart-25-ene-3 β ,24(α or β)-diol; 36. Cycloartenol; 37. (22E)-25,26,27-trisnor-3-oxocycloart-22-en-24-al; 38. (24E)-3-oxocycloart-24-en-26-al; 39. 24-hydroxycycloart-25-en-3-one; 40. (23E)-25-methoxycycloart-23-en-3-one; 41. (23E)-25-hydroperoxycycloart-23-en-3-one; 42. 25,26,27-trisnor-24-hydroxycycloartan-3-one; 43. schisandronic acid; 44. Hydroxycycloart-23-en-3-one,25; 45. cycloart-25-ene-3 β ,24(α or β)-diol; 46. (23E)-cycloart-23-ene-3 β ,25-diol; 47. cycloart-23-ene-3 β ,25-diol; 48. (23E)-25-methoxycycloart-23-en-3 β -ol; 49. 24-hydroperoxycycloart-25-en-3 β -ol; 50. 3 β -hydroxycycloart-25-en-24-one; 51. 24(E)-3 α -hydroxycycloart-24-en-26-al; 52. Methyl (24E)-26-carboxy-3,4-seco-cycloart-4(29),24-dien-3-oate; 53. Dimethyl 3,4-seco-cycloart-4(29),24(E)-diene-3,26-dioate; 54. Methyl (23E)-25-hydroxy-3,4-seco-cycloart-23-en-3-oate; 55. 7-methyl (23E)-25-methoxy-3,4-seco-cycloart-23-en-3-oate; 56. methyl 24-hydroxy-3,4-seco-cycloart-25-en-3-oate; 57. 27-nor-cycloartan-3,25-dione; 58. 24,25,26,27-tetranor-3-oxo-cycloartan-23-al; 59. 25,26,27-trisnor-3-oxocycloartan-24-al; 60. Tillandsinone (24-isopropenylcycloartan-3-one); 61. Cyclolaudenyl formate; 62. Cyclolaudenone; 63. Cyclolaudenol; 64. Cyclolaudenyl acetate; 65. (24S)-24-isopropenyl-29-nor-5 α -lanosta-7-en-3 β -ol; 66. (24S)-24-isopropenyl-29-nor-5 α -lanosta-7-en-3 β -yl-acetate; 67. (24S)-24-isopropenyl-29-nor-5 α -lanosta-7-en-3-one; 68. 27-nor-3 β -hydroxycycloart-23-en-25-one; 69. (23E)-cycloart-23-ene-3 β ,25-diol; 70. cycloart-23-ene-3 β ,25-diol; 71. 3 β -hydroxycycloart-25-en-24-one; 72. nd; 73. Wrightial; 74. 24-hydroperoxycycloart-25-en-3 β -ol; 75. cycloart-25-ene-3 β ,24(α or β)-diol; 76. Cycloartenol; 77. Cycloartane-3,24,25-triol; 78. Cycloeucaleanol; 79. Sterculin; 80. nd; 81. nd; 82. nd; 83. nd; 84. nd; 85. nd; 86. nd; 87. 27-nor-cycloartan-3,25-dione; 88. nd; 89. nd; 90. 3,23-Dioxo-9,19-cyclolanost-24-en-26-oic acid; 91. 24,25-Dihydroxycycloartan-3-one; 92. Hydroxycycloart-23-en-3-one,25; 93. nd; 94. nd; 95. nd; 96. Cycloart-23-ene-3,25-diol; 97. Cycloartane-3,24,25-triol; 98. Cycloart-25-ene-3,24-diol; 99. 3,23-Dioxo-9,19-cyclolanost-24-en-26-oic acid; 100. 24,25-Dihydroxycycloartan-3-one; 101. Hydroxycycloart-23-en-3-one,25-ol.

Pharmacological activities

The medicinal uses of *Tillandsia* in many cultures have satisfied the use of several experimental models for its study. Mainly, *in vitro* (microbicide, antiviral and cytotoxic) and *in vivo* (hypoglycemic, anticancer, and anti-inflammatory), whereas clinical studies there are not yet available. Table No. 3 enlists the ethnobotanic data and primary pharmacological studies in distinct *Tillandsia* species in order of importance. In Table 4, the similar studies that have been carried out with different *Tillandsia* species are listed. Weld (1945) and Webber *et al.* (1952) reported a flavonol-type glycoside as microbicide agent from *T. usneoides* extracts. Also, Feurt & Fox (1952) indicated

the effect estrogenic of eight species of *Tillandsia*, which induced estrus in male rats (two to the last row in Table 2). Posteriorly, Williams (1978) observed in a wide variety of *Tillandsia* species the presence of quercetin and flavonols hydroxylated, among other compounds, which are enlisted in the Table No. 4.

Keller *et al.* (1981) and Medon *et al.* (1985) reported the hypoglycemic effect of *T. usneoides* in rats. Simultaneously, Ulubelen & Mabry (1982), Arslanian *et al.* (1986) and Siegel *et al.* (1987) reported poly-hydroxylated flavonoids isolated from *T. purpurea*, *T. fasciculata*, and *T. utriculata* (Table 2). Siegel *et al.* (1987) informed the induction of antioxidant compounds in *T. fasciculata* due to the

presence of mercury vapors, which incremented the peroxidase activity.

Witherup *et al.* (1995) confirmed the use of *T. usneoides* against diabetes, being the 3-hydroxy-3-methyl glutaric acid (HMG), the molecule active (Table No. 3). Cantillo-Ciau (2003) and Vite-Posadas *et al.* (2011) retaken the pharmacological study of the plants of the *Tillandsia* genus (Weld 1945 and Webber *et al.*, 1952) as a microbicide in human pathogen organisms (Cantillo-Ciau *et al.*, 2003; Vite-Posadas *et al.*, 2011). Cantillo-Ciau *et al.* (2001) also reported the compounds **60-64** from *T. brachycaulos*. Delaporte *et al.* (2004) reported several compounds from *T. streptocarpa* (cycloartenol, 4',5-dihydroxy-3',7-dimethoxyflavone, and compounds **26-28**), which is used in medicine traditional as analgesic and anti-inflammatory, which inhibited the ear edema in the rat. In both cases existed a positive correlation between the traditional uses of this plant and the experimental data.

Posteriorly, Andrighetti-Fröhner *et al.* (2005) reported the antiviral activity (HSV-1) of polyphenol compounds from *T. usneoides*, which in traditional medicine was indicated for the treatment of ophthalmic illnesses, again validating the relationship between conventional use and experimental data. The molecules in *T. buseri*, β -sitosterol, 4-methylcholesterol, and lanosterol, showed utility as biomarkers for the reconstruction of vegetation in the past (Jansen *et al.*, 2007). More recently, Lowe *et al.* (2008, 2012a, 2013b, 2014a) reported *T. recurvata* organic extracts against leukemia and prostate cancer that is the sixth leading cause of death in men (Stennett & White 2013), conferring biological activity to the cycloartane triterpenes, to the phenolics compounds and the soyaaponin molecule (compounds **68-101**).

On the other context, it was also reported that a fungus (*Xylariaceae* sp.), which is a host of *T. usneoides*, synthesizes cytochalasin, a metabolite with cytotoxic effect in human tumor cell lines (Xu *et al.*, 2015). Also, 1,3-di-O-cinnamoyl-glycerol failed as an anticancer drug, which was isolated from CHCl_3 extract, although this extract if it was active. Therefore, other compounds in the extract. Also, several derivatives by hemisynthesis were obtained which also were studied (Table No. 2).

Thus, *T. usneoides* and *T. recurvata* are the plants most studied of the *Tillandsia* genus; however, other *Tillandsia* species exhibited a similar chemical content as well as biological effects of interest, such as anti-diabetic, bactericide, microbicide, anti-

inflammatory, antiviral, and anti-cancer, which should be studied in depth including clinical studies. Therefore, the future is promising for exploring more biological effects of other *Tillandsia* plants against various diseases.

Some other medical applications of *Tillandsia* plants, particularly of *T. usneoides*, have been practiced since the mid-twentieth century. Dean (1943) and Metzger (1943) reported that extracts of *T. usneoides* possessed antigenic properties against rhinitis and asthma, without an allergic reaction. Nowadays, many Chinese medicinal preparations based in *T. usneoides* as post-treatment in craniotomy surgery (Lin, 2013), post-dural puncture headache (Li & Cui, 2013) and hiatal hernia (Wang, 2013) have been proposed. In addition, a method to obtain nucleus in suspension for investigation from *Tillandsia* plants was proposed (Jin *et al.*, 2014), including the use of *T. recurvata* in processes of harvesting, packaging, transportation, and production of capsules and tablets, and as an alternative medicament against AIDS-related diseases (Aizpurua, 1998).

***Tillandsia* genus: the future**

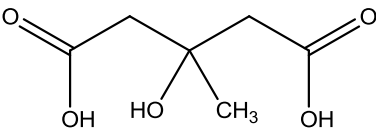
The future of *Tillandsia* research is uncertain and paradoxically disastrous in many Latin-American countries. For instance, in Mexico, particularly in some communities at Queretaro, State of Mexico and Veracruz, the people responsible for the care of the Protected Natural Areas depleted the *Tillandsia* plants due to the erroneous conception of that are parasitic plants. Fortunately, nowadays we are proposing as a strategy the environmental education, to give more diffusion of the ecological, medicinal, social, economic and cultural importance of the plants of the *Tillandsia* genus. For instance, there are communities in which the care of *Tillandsia* species is a priority, as at Santa Catarina Ixtepeji and the community of 'El Mandimbo' in San Miguel del Puerto, Oaxaca, México. In these localities, native people under the tutelage of their traditional uses and customs, and their forests protect these plants against pillage and the deforestation. The acquisition of natural resources requires official permission. The goal will be to stop the harmful practices with this resource, which is relevant worldwide.

T. usneoides and *T. recurvata* also can have utility as atmospheric indicators (Wherry and Capen, 1928). Brazil and Mexico reported the efficiency of *T. usneoides* for this purpose (Cardoso-Gustavson *et al.*, 2016; Castañeda *et al.*, 2016). *T. velutina* Ehlers also is

a good indicator of atmospheric pollutant formaldehyde (Li *et al.*, 2015). The study of the *Tillandsia* genus as an indicator of environmental

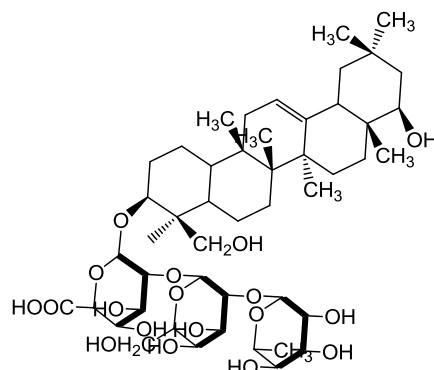
pollutants is a topic of high relevance that should be considered in further studies.

Table No. 3
Traditional use and pharmacological effects of *Tillandsia* spp.

<i>Tillandsia</i>	Part used	Extract	Use, chemistry and biological activity	Author	
<i>usneoides</i>	nd	Alcoholic	Antibiotic action against <i>H. influenza</i> , <i>C. hominis</i> , <i>E. coli</i> and <i>B. proteus</i> . In conclude: Microbicide.	Weld, 1945	
		Acetone	<i>M. pyrogenes</i> var. <i>aureus</i> (<i>S. aureus</i>) (0.2 ml sample showed a 1.0 to 1.5 cm inhibition zone) In conclude: microbicide; responsible molecule: flavonol-type glycoside.	Webber <i>et al.</i> , 1952	
Whole plant	Louisiana is used for diabetes	Aqueous (tea). In south	Blood glucose decrease (%) by oral administration of <i>T. usneoides</i> aqueous extract in rats.	Keller <i>et al.</i> , 1981	
			Dose (mg/kg)/ Time (h)		4 8
			125	28.7	19.4
			250	20.2	27.2
		500	21.2	27.1	
			In conclude: Hypoglycemic activity.		
nd	Aqueous/ EtOH	hypoglycemia (11.1% and 9.4%, respectively) at 7 day in rats.	Medon, <i>et al.</i> , 1985		
			In conclude: Hypoglycemic effect.		
Fresh moss	EtOH	Tea has been used in Louisiana to allay the symptoms of diabetes mellitus. 3-hydroxy-3-methylglutaric acid (HMG) decreased blood glucose (41.7%) in mice. In conclude: Hypoglycemic effect. 3-hydroxy-3-methylglutaric acid (HMG)	Witherup <i>et al.</i> , 1995		
					
Water	Whole plant	Used traditionally for diabetes. In conclude: Hypoglycemic effect.	Marles and Farnsworth, 1995		
Aerial parts	CH ₂ Cl ₂ , hexane, EtOAc,	Usos: Hypertesion, rheumatism, hemorrhoids, cholagogue, diuretic, renal and ophthalmic illnesses.	Andrighetti-Fröhner <i>et al.</i> , 2005		

	n-butanol		Extracts showed activity against Herpes simplex virus type 1 (HSV-1) Kos strain (CE ₅₀ = 10, 3, 3 µg/ml, respectively) as well as HSV-1 29-R strain (CE ₅₀ = 29, 23, 12 µg/ml, respectively). In conclude: Antiviral activity is due to polyphenol compounds.	
<i>recurvata</i>	Super-critic fluid Extracts CO ₂ /Me OH 70/30	nd	<i>In vitro:</i> Three bioactive fractions: cytotoxic 99.1% at 0.07-70 µg/ml in B16 cells (100% kill; 1 mg/ml); also inhibited: PC-3, K SIMM, BLym, BC.EC ₅₀ =70 ng/mL <i>In vivo:</i> Extract: 5-10 mg/kg subcutaneously during seven days. Apoptosis cell death. Decreased inflammatory process. In conclude: Anticancer properties from <i>T. recurvata</i> extract.	Lowe, 2008; Lowe et al., 2012a; Lowe et al., 2012c

Soyasponin I



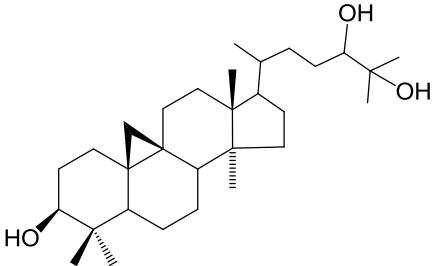
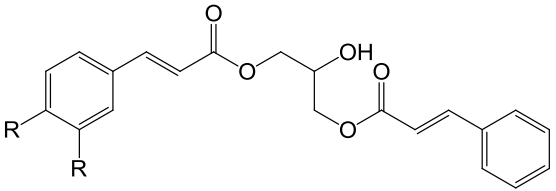
Whole plant	CHCl ₃	<p>Extract inhibited MEK5, GAK, CSNK2A2, FLT and DRAK1 (Kd₅₀<20 µg/ml), as well as protein kinase 1 (DRAPK1, Kd₅₀=12 µg/ml).</p> <p>In conclude: Extract active against MEK5 and GAK (associated with prostate cancer). Cycloart-23-ene-3,25-triol inhibited MRCK (Kd₅₀= 0.26 µM), showing cytotoxicity toward PC-3 and DU145 (IC₅₀= 2.22 and 1.67 µM), respectively.</p> <p>In conclude: Cycloartane-3,24,25-triol has shown potential for development as an anti-cancer agent against prostate cancer.</p> <p>Cycloart-23-ene-3,25-triol</p>	Lowe et al., 2012a; Lowe et al., 2012b
			
	CHCl ₃	<p>Aortic ring <i>ex vivo</i>: extract inhibited sprout formation (10-20 µg/ml). Cytotoxic activity in A375, MCF-7 and PC-3 (0.9, 40.51 and 5.97 µg/ml, respectively).</p> <p>In conclude: Anticancer activity of the extract by anti-angiogenesis effect. The compound C1 inhibited sprout formation with weak cytotoxic activity. C2 exhibited also weak cytotoxic activity.</p> <p>C1. 1,3-di-O-Cinnamoyl-glycerol (R=H).</p> <p>C2. (E)-3-(cinnamoyloxy)-2-hydroxypropyl 3-(3,4-dimethoxyphenyl) acrylate (R=OCH₃)</p>	Lowe et al., 2012d; Lowe et al., 2013a
			

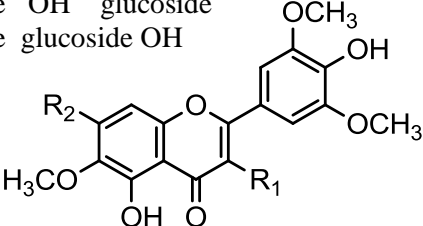
Table No. 4
Similar studies that have been carried out with different *Tillandsia* species.

<i>Tillandsia</i>	Used part	Extract	Ethnobotanical data and pharmacological studies	Reference
<i>aloifolia</i>	Fresh	Water,	Adult female rats (1 mg of the crude extract)	Feurt &
<i>balbiana</i>	plant	Benzene,	during 48 h, female albino rats (0.01 mg/30 g;	Fox, 1952
<i>circinate</i>		EtOAc,	extract/ body	
<i>fasciculata</i>		CHCl ₃		
<i>juncea</i>			In conclude: induced estrus in ovariectomized	
<i>simulata</i>			male rats	
<i>tenuifolia</i>				
<i>usneoides</i>				

Compounds reported in MeOH extracts of leaf and steam of other *Tillandsias* spp

Williams, 1978

6,3',5'-trimethoxy-3,5,7-4'-tetrahydroxyflavone	R ₁	R ₂	
3,6,3',5'-tetramethoxy-5,7,4'-trihydroxyflavone 7-glucoside	OH	OH	
6,3',5'-trimethoxy-3,5,7,4'-tetrahydroxyflavone 3-glucoside	OH	glucoside	
	glucoside	OH	



The chemical structure shows a flavone core with a hydroxyl group at position 6 and a methoxy group at position 7. The A-ring has a methoxy group at position 3 and a hydroxyl group at position 4. The B-ring has substituents R1 and R2 at positions 2 and 3 respectively. The C-ring has a methoxy group at position 5 and a hydroxyl group at position 6. The D-ring has a methoxy group at position 3 and a hydroxyl group at position 4.

<i>Tillandsia</i>	palutelin 3-glucoside	6-OH-flavonols	6-OH-luteolin	Quercetin	C-glycosides	Luteolin
<i>caput-medusae</i>		✓				
<i>cyanea</i>			✓			
<i>aeranthos</i>				✓	✓	
<i>lindeniana</i>			✓	✓		✓
<i>morrenian</i>			✓			✓
<i>streptophyla</i>		✓				
<i>tricolor</i>		✓				
<i>brachycaulos</i>				✓		
<i>streptocarpa</i>					✓	
<i>recurvata</i>					✓	
<i>bulbosa</i>	✓					

In conclude: Flavonoids present with hydroxylation or methoxylation at the 6 or 8 position

<i>Tillandsia:</i>	nd	EtOH	Antispasmodic and against infection eye Antibiotic	Alonso et
<i>aeranthos</i>			effects against <i>E. coli</i> , <i>S. aureus</i> , <i>P. aeruginosa</i> , <i>B.</i>	<i>al.</i> , 1995
<i>recurvata</i>			<i>utilis</i> and <i>M. luteus</i> (10 mg/ml).	
<i>usneoides</i>				

In conclude: Direct relationship between traditional medicine and experimental study

Reported solvents: MeOH. Methanol; EtOH; ethanol; CHCl₃; chloroform; CH₂Cl₂. Dichloromethane; EtOAc. Ethyl acetate; nd: no determined

CONCLUSION

Tillandsia genus was used in ancient times as fiber in pottery. Nowadays it is mainly used as ornamental and as a medicinal remedy in Latin America. Also, as part of the rituals in some communities, even too as raw material for products of use to polish. *Tillandsia* genus has economic importance in emerging markets as well as is utilized in cosmetics products. From the chemical point of view, more than 40 compounds in 24 *Tillandsia* species have been proposed, such as cycloartane triterpenes and hydroxyflavones as majoritarian metabolites. Several compounds have been associated with biological activity: HMG as a hypoglycemic agent, polyphenols as antiviral and antioxidant properties, soyasaponin I and Cycloartane-3,24,25-triol, as anticancer agents, among others. Several compounds and extracts have been associated with biological activities that are promissory for the treatment of distinct disease conditions, like metabolic syndrome, cancer, AIDS, mycosis, and other infectious diseases. However, only around 10% of *Tillandsia* species has been explored, which makes the future of research for this genre promising. *Tillandsia* genus exhibits cultural, economic and pharmacological relevance, with good potential in many essential aspects of the modern society.

ACKNOWLEDGMENTS

We are grateful to the PRODEP-SEP Postdoctoral Fellowship at UAM to EPEA (project number 14612857). The authors have declared no conflict of interest.

REFERENCES

- Acebey A, Kessler M, Maass B, Kromer T. 2006. Araeas y bromelias de Bolivia. **Botánica Económica de los Andes Centrales** 434 - 448.
- Adonizio AL, Downum K, Bennett BC, Mathee K. 2006. Anti-quorum sensing activity of medicinal plants in southern Florida. **J Ethnopharmacol** 105: 427 - 435.
- Agra MF, Baracho GS, Nurit K, Basílio IJ, Coelho VP. 2007. Medicinal and poisonous diversity of the flora of "Cariri Paraibano" **J Ethnopharmacol** 111: 383 - 395.
- Agra MF, Silva K, Basilio I, Diniz JL, França FP, Barbosa-Filho JM. 2008. Survey of medicinal plants used in the region Northeast of Brazil. **Braz J Pharmacog** 18: 472 - 508.
- Aizpurua JMS. 1998. **Process for preparing a drug from *Tillandsia recurvata* from the treatment of aids.** Patent WO 1998037906 A1.
- Alonso PE, Cerdeiras MP, Fernandez J, Ferreira F, Moyna P, Soubes M, Vázquez A, Vero S, Zunino L. 1995. Screening of Uruguayan medicinal plants for antimicrobial activity. **J Ethnopharmacol** 45: 67 - 70.
- Andrighetti-Fröhner CR, Sincero TC, Da Silva AC, Savi LA, Gaido CM, Bettega JM, Mancini M, de Almeida MT, Barbosa RA, Farias MR, Barardi CR, Simões CM. 2005. Antiviral evaluation of plants from Brazilian Atlantic Tropical Forest. **Fitoterapia** 76: 374 - 378.
- Arslanian RL, Stermitz FR, Castedo L. 1986. 3-methoxy-5-hydroxyflavonols from *Tillandsia purpurea*. **J Nat Prod** 49: 1177 - 1178.
- Atalla AM, Nicholas HJ. 1971. Triterpenoid and steroid constituents of Florida Spanish moss. **Phytochemistry** 10: 3139 - 3145.
- Avila BA. 2012. Yerba del coyote, veneno del perro: la evidencia léxica para identificar plantas en el código de la Cruz Badiano. **Acta Bot Mex** 100: 489 - 526.
- Bak E, Steur NDM. 2011. ***Tillandsia* plant named 'mora'**. U.S. Pat. Appl. Publ. US 20110209233 A1.
- Bennett, BC. 2000. **Ethnobotany of Bromeliaceae**, In: Benzing DH. Bromeliaceae: Profile of an Adaptive Radiation. Cambridge University Press, Cambridge, UK.
- Benzing DH. 1980. **The biology of the bromeliads**. Mad River Press, Eureka, California, USA.
- Bessler B. 1997. The use of 6-benzylaminopurine for rapid multiplication of tillandsias. **Hort Science** 32: 256 - 258.
- Billings FH. 1904. A study of *Tillandsia usneoides*. **Bot Gaz** 38: 99-121.
- Blió, 2013. Blió Diseño Vegetal. <http://bliodiseno.wixsite.com/blio/productos>
- Bourdy G, Chávez de Michel L, Roca-Coulthard A. 2004. Pharmacopoeia in a shamanistic society: The Izoceño-Guaraní (Bolivian Chaco). **J Ethnopharmacol** 91: 189 - 208.
- Braga R. 1976. **Plantas do Nordeste, especialmente do Ceará**. In: Congresso Brasileiro de Florestas Tropicais, 2, Mossoró, 1976. 3rd.

- Fortaleza, Brasil, Escola Superior de Agricultura de Mossoró, Fortaleza, Brasil.
- Brighigna L, Ravanelli M, Minelli A. 1997. The use of an epiphyte (*Tillandsia caput-medusae* E. Morren) as bioindicator of air pollution in Costa Rica. **Sci Total Environ** 198: 175 - 180.
- Bye RA. 1979. Hallucinogenic plants of the Tarahumara. **J Ethnopharmacol** 1: 23 - 48.
- Cabrera MC, Gallo M, Seldes AM. 1995. A 3, 4-seco-cycloartane derivative from *Tillandsia usneoides*. **Phytochemistry** 39: 665 - 666.
- Cabrera MC, Seldes AM. 1995. Hydroxiperoxycycloartanes from *Tillandsia recurvata*. **J Nat Prod** 58: 1920 - 1924.
- Cabrera MC, Gallo M, Seldes AM. 1996. Cycloartane derivatives from *Tillandsia usneoides*. **J Nat Prod** 59: 343 - 347.
- Cabrera GM, Seldes AM. 1997. Short side-chain cycloartanes from *Tillandsia usneoides*. **Phytochemistry** 45: 1019 - 1021.
- Cantillo-Ciau Z, Brito-Loeza W, Quijano L. 2001. Triterpenoids from *Tillandsia fasciculata*. **J Nat Prod** 64: 953 - 955.
- Cantillo-Ciau Z, Mena-Rejón GJ, Quintero-Mármol E. 2003. Two new 24-isopropenyl-lanostanoids from *Tillandsia brachycaulos*. **Z Naturforsch C** 58: 649 - 654.
- Capannesi G, Cecchi A, Cecchi-Fiordi. 1987. Multielement determination in *Tillandsia* by INAA. **J Radioanal Nucl Chem** 110: 379 - 383.
- Cardenas CH. 1971. Herbicides in the control of the bromeliad epiphyte, *Tillandsia recurvata*. **Revista de la Facultad de Agronomía UCV** 6: 43 - 72.
- Cardoso-Gustavson P, Fernandes FF, Alves ES. 2016. *Tillandsia usneoides*: a successful alternative for biomonitoring changes in air quality due to a new highway in São Paulo. **Brazil Environ Sci Pollut Res Int** 23: 1779 - 1788.
- Castañeda AG, Chaparro MAE, Chaparro M. 2016. Magnetic properties of *Tillandsia recurvata* L. and its use for biomonitoring a Mexican metropolitan area. **Ecol Indic** 0: 125 - 136.
- Cathcart DJ. 1995. The importance of maintaining Bromeliad imports. **Florida Entomol** 78: 16 - 21.
- Chekanova VN. 1980. **Effect of physiologically active substances on the growth and development of some Bromeliaceae**. Edited by Tsitsin NV. In: *Introd Trop Subtrop Rast.* Russian Database: CAPLUS.
- Clemes SM, Zeni ALB, Kretzschmar M. 2008. Chemical evaluation of leaves from medicinal native plants used in Itajai Mountain Range National Park and Surroundings. **Rev Bras Farm** 89: 10 - 12.
- Cole JR. 1959. Spanish moss in pecan trees can be controlled by spraying dormant trees with copper sulfate and calcium arsenate. **Plant Dis** 43: 960 - 961.
- Crayn DM, Winter K, Smith JAC. 2004. Multiple origins of crassulacean acid metabolism and the epiphytic habit in the Neotropical family Bromeliaceae. **Proc Natl Acad Sci USA** 101: 3703 - 3708.
- Cummings HT. 1880. **Treating and curing Spanish moss**. Letters patent No. 224,000. Portland, Maine, USA.
- Dean GA. 1943. Allergic rhinitis due to Spanish moss. **J Allergy** 14: 340 - 342.
- De Fátima M, Nurit K, Ionaldo Diniz IJLB, Franca P, Barbosa-Filho JM. 2008. Survey of medicinal plants used in the region Northeast of Brazil. **Rev Bras Farmacogn** 18: 472 - 508.
- Delaporte RH, Sarragiotto MH, Takemura OS, Sánchez GM, Filho BP, Nakamura CV. 2004. Evaluation of the anti-edematogenic, free radical scavenging and antimicrobial activities of aerial parts of *Tillandsia streptocarpa* Baker-Bromeliaceae. **J Ethnopharmacol** 95: 229 - 233.
- Delaporte R.H., Laverde Jr. A., 2006. **Triterpenos isolados de *Tillandsia stricta* (Bromeliaceae)**. 29a Reunião Anual Sociedade de Brasileira de Química. Sao Paulo, Brazil.
- Delaporte RH, Guzen KP, Laverde Jr A, dos Santos AR, Sarragiotto MH. 2006. Phenylpropanoid glycerols from *Tillandsia streptocarpa* Baker (Bromeliaceae). **Biochem Syst Ecol** 34: 599 - 602.
- Diego-Escobar MV, Flores-Cruz M, Koch SD. 2013. ***Tillandsia L.* (Bromeliaceae)**. **Flora de Guerrero**. UNAM, México 56: 119.
- Ding J, Zheng K, Yu L, Wang F, Wu J, Xu Z. 2009. **Plant growth regulator composition for promoting growth of *Tillandsia***. Patent CN 101513184 A.
- Ding J, Zheng K, Liu X, Yu L, Zhou D. 2013. **A formulation for NPK fertilizer suitable for *Tillandsia* plant growth, and its application method**. Patent CN 103449881 A.

- Ding J, Zheng K, Wu J, Cai H, Shi Y. 2014. **Influence of 6-BA with different concentration to *Tillandsia tiller* bud development and test method.** Patent CN 103477886 A.
- Ding J, Zheng K, Ding J, 2015a. **A breeding method of *Tillandsia utriculata*.** Patent CN 105075618 A 20151125.
- Ding J, Zheng K, Wang H, Shi D, 2015b. **A lighting management method combined with application of Mg fertilizer for promoting air plant growth.** Patent CN 105075826 A 20151125.
- Djerassi C, McCrindle R. 1962. Terpenoids Part LI The isolation of some new cyclopropane-containing triterpenes from Spanish moss (*Tillandsia usneoides* L.). **J Chem Soc** 0: 4034 - 4039.
- Douglas SE, Gilmartin AJ, Rieseberg L, Gardner S. 1987. Genetic variation in the epiphytes *Tillandsia ionantha* and *Tillandsia recurvata* (Bromeliaceae). **Am J Bot** 74: 531 - 537.
- Dubois R. 1917. The legend of carnivorous plants and the mode of alimentation in *Tillandsia*. **Ann Soc Linneenne Lyon** 64: 1 - 40.
- Elias C, De Navai Fernandes EA, Franca EJ, Bacchi MA. 2006. Seleccion de epifitas acumuladoras de elementos químicos na Mata Atlántica. **Biota Neotrop** 6: 1 - 10.
- Feurt SD, Fox LE. 1952. The pharmacological activity of substances extracted from Spanish moss, *Tillandsia usneoides* L. **J Am Pharm Assoc** 41: 453 - 454.
- Feurt SD, Fox LEF. 1953a. A report on the waxy constituents of Spanish moss, *Tillandsia usneoides* L. **Science** 117: 600 - 601.
- Feurt SD, Fox LE. 1953b. Effects of oral administration of Spanish moss, *Tillandsia usneoides* L. **Science** 118: 626 - 627.
- Feurt SD, Fox LE. 1955. Report of wax from several species of *Tillandsia* and from *Ananas comosus* (L.). **Mer. Science** 121: 42.
- Figueiredo AMG, Alcalá AL, Ticianelli RB, Saiki DM. 2004. The use of *Tillandsia usneoides* L. as bioindicator of air pollution in Sao Paulo, Brazil. **J Radioanal Nucl Chem** 259: 59 - 63.
- French RB, Abbott OD. 1948. Levels of carotene and ascorbic acid in Florida-grown foods. Agricultural Experiment Station Gainesville, **Florida Tech Bull** 444: 1 - 21.
- Gardner S. 1982. Tillandsias at Christmas in Mexico. **J Bromeliad Soc** 32: 261.
- Garth RE. 1964. The Ecology of Spanish Moss (*Tillandsia usneoides*): Its Growth and Distribution. **Ecology** 45: 470 - 480.
- Gilmore ZI. 2015. Direct radiocarbon dating of Spanish moss (*Tillandsia usneoides*) from early fiber-tempered pottery in the southeastern U.S. **J Arch Sci** 58: 1 - 8.
- Givnish TJ, Millan KC, Paul E, Kennet JS. 2007. Phylogeny, adaptative, radiation, and historical biogeography of Bromeliaceae inferred from ndhF sequence data. **Aliso. J System Evol Bot** 23: 3 - 26.
- Givnish TJ, Barfuss MHJ, Van Benjamin E, Riina R, Schulte K, Horres R, Gonsiska PA, Jabaily R, Crayn DM, Smith AC, Winter K, Brown GK, Evans TM, Holts BK, Luther H, Till W, Zizka G, Berry PE, Sytsma KJ. 2014. Adaptative radiation, correlated and contingent evolution, and net species diversification in Bromeliaceae. **Mol Phylogenet Evol** 71: 55 - 78.
- Gouda EJ, Butcher D, Gouda CS. 2016. **Encyclopedia of Bromeliads**, Version 3. University Botanic Gardens, Utrecht, The Netherland.
- Granados MC, Salazar GA, Flores-Cruz M. 2016. A new species of the Mexican *Tillandsia erubescens* group (Bromeliaceae). **Phytotaxa** 260: 57 - 65.
- Grijalva AP. 2006. **Flora útil etnobotánica de Nicaragua**. Gobierno de la República de Nicaragua, Nicaragua.
- Hall LT, Tuttle F. 1918. **Tenning hides**. Patent US 1256789 19180219.
- Halligan JE. 1909. *Tillandsia usneoides*. **J Ind Eng Chem** 1: 206 - 207.
- Hernández LS, González CR, Gónzales FM. 1991. Plantas útiles de Tamaulipas, México. **An Inst Biol Nac Auton Mex** 62: 1 - 38.
- Hernández-Cárdenas R, Gonzales-Rocha E, Espejo-Serna A, López-Ferrari AR, Cerros-Tlatilpa A, Ehlers R. 2014. *Tillandsia religiosa*, a new species from the state of Morelos, México. **Phytotaxa** 184: 53 - 57.
- Hornung-Leoni CT. 2011. Avances sobre usos etnobotánicos de las Bromeliaceae en Latinoamerica. **Bol Latinoam Caribe Plant Med Aromat** 10: 297 - 314.
- Jansen B, Nierop KGJ, Tonneijck FH, Van der Wielen WM, Verstraten JM. 2007. Can isoprenoids in leaves and roots of plants serve as biomarkers for past vegetation changes? A case study

- from the Ecuadorian Andes. **Plant Soil** 291: 181 - 198.
- Jin L, Yu Y, Li X, Shen F, Yu X, Shen X, Ding H, Wang W. 2014. **Method for preparing *Tillandsia usneoides* nucleus suspension.** Patent CN 103940656 A.
- Johnson JD and Halliwell RS. 1973. Compounds for the control of Ball moss. **PI Dis Res** 57: 81 - 83.
- Jung HS, Moon SY, Kim HG. 2015. **Cosmetic composition containing extracts of *Tillandsia usneoides*.** Patent KR 2015081827 A 20150715.
- Keller WJ, Bourn WM, Bonfiglio JB. 1981. A folk medicine for diabetes mellitus. **Q J Crude Drug Res** 19: 49 - 51.
- Kim YG. 2011a. **Vertical type support for ornamental plants.** Patent KR 1011378 B1.
- Kim YG. 2011b. **Ceiling attachment type support for ornamental plants.** Patent KR 1011377 B1.
- Kress J. 1986. The systematic distribution of vascular epiphytes. **Selbyana** 9: 2 - 22.
- Kurokawa H, Koshimizu R, Okumura Y. 2004. **Skincare preparation for external use/skin external preparation containing extract of plant belonging to genus *Tillandsia* as cell activator, antioxidant and melanogenesis inhibitor.** Patent JP 2004026744 A.
- Kwon LK, Paik BR, Shim JH, Shin DW, Kim YS, Lee TR, Han SH. 2013. **Anti-aging cosmetic composition containing methyl inositol.** Patent WO 2013187622 A1.
- Lewis D, Mabry TJ. 1977. 3,6,3',5'-tetramethoxy-5,7,4'-trihydroxyflavone from *Tillandsia usneoides*. **Phytochemistry** 16: 1115 - 1116.
- Li G, Cui L. 2013. **A Chinese medicinal preparation for treating post-dural puncture headache.** Patent CN 103006995 A.
- Li P, Zheng G. 2015. **A method for tissue culture and rapid propagation of *Tillandsia*.** Patent CN 105028194 A 20151111.
- Li P, Pemberton R, Zheng G. 2015. Foliar trichome-aided formaldehyde uptake in the epiphytic *Tillandsia velutina* and its response to formaldehyde pollution. **Chemosphere** 119: 662 - 667.
- Lin M. 2013. **A Chinese medicinal preparation for treating headache after craniotomy.** Patent CN 103006997 A.
- Londoño CZ. 2011. **Agenda para el conocimiento y conservacion y uso sostenible de plantas medicinales nativas de Colombia.** Bernal HY, García MH., Quevedo SGF Editors. In: Pautas para el conocimiento, conservación y uso sostenible de las plantas medicinales nativas en Colombia. Alianza Ediprint Ltda. - Guerra Ed. Bogotá, Colombia.
- Lowe HIC. 2008. **Anti-tumor and anti-inflammatory extracts of plant biomass of Jamaican Ball Moss (*Tillandsia recurvata*) and their uses.** Patent US 20080145464 A1.
- Lowe HIC, Watson CT, Badal S, Toyang NJ, Bryant J. 2012a. Cycloartane-3,24,25-triol inhibits MRCK α kinase and demonstrates promising anti-prostate cancer activity *in vitro*. **Cancer Cell Int** 12: 46 - 49.
- Lowe HIC, Watson CT, Badal S, Toyang NJ, Bryant J. 2012b. Kinase inhibition by the Jamaican ball moss, *Tillandsia recurvata* L. **Anticancer Res** 32: 4419 - 4422.
- Lowe HIC, Watson CT, Badal S, Ngeh J, Toyang JB. 2012c. Isolation, purification and partial characterization of a glycoside from the Jamaican ball moss plant (*Tillandsia recurvata* L). **Adv Biol Chem** 2: 274 - 282.
- Lowe HIC, Watson CT, Badal S, Ngeh J, Toyang JB. 2012d. Anti-angiogenic properties of the Jamaican Ball moss, (*Tillandsia recurvata* L). **Int J Biol Sci** 1: 73 - 76.
- Lowe HIC, Bryant DJ. 2013. **Methods for inhibiting prostate cancer by kinases and angiogenesis inhibitory mechanisms of ball moss extract.** Patent US 20130323330 A1.
- Lowe HIC, Toyang NJ, Watson C, Badal S, Bahado-Singh P, Bryant J. 2013a. *In vitro* anticancer activity of the crude extract and two dicinnamate isolated from the Jamaican Ball moss (*Tillandsia recurvata* L). **Am Int J Contemp Res** 3: 93 - 96.
- Lowe HIC, Toyang NJ, Bryant J. 2013b. *In vitro* and *in vivo* anti-cancer effects of *Tillandsia recurvata* (ball moss) from Jamaica. **West Indian Med J** 62: 177 - 180.
- Lowe HIC, Watson CT, Badal S, Ngeh JT, Bryant J. 2013c. Cycloartanes from the Jamaican Ball moss (*Tillandsia recurvata* L). **Anal Chem: An Ind J** 12: 190 - 193.
- Lowe HIC. 2014. **Anti-tumor and anti-inflammatory dicinnamoyl-glycerol esters and their analogs.** Patent US 8907117.
- Lowe HIC, Toyang NJ, Watson CT, Ayeah KN,

- Bryant J. 2014a. Antileukemic activity of *Tillandsia recurvata* and some of its cycloartanes. **Anticancer Res** 34: 3505 - 3509.
- Lowe HIC, Toyang NJ, Watson CT, Bryant J. 2014b. Synthesis of substituted 1,3-diesters of glycerol using witting chemistry. **Nat Prod Commun** 9: 687 - 689.
- Lowe HIC, Watson CT, Badal S, Toyang NJ, Bryant J. 2014c. Unearthing the medicinal properties of *Tillandsia recurvata* (Ball moss): A mini review. **Eur J Med Plants** 4: 1138 - 1149.
- Lucietto CL, Juscelino C, Dias FH, Terassani V, Sato MT, Watanabe CA, da Silva PC, Takemura OS, Delaporte RH, Laverde A. 2006. **Triterpenos isolados de *Tillandsia stricta* (Bromeliaceae)**. 29a Reunião Anual da Sociedade Brasileira de Química. Sao Paulo, Brazil.
- Luther HE. 2006. **An alphabetical list of Bromeliad binomials**, 10th ed. The Bromeliad Society International, Sarasota, Florida, USA.
- Manetti ILM, Delaporte RH, Laverde A. 2009. Metabólitos secundários da família bromeliaceae. **Quím Nova** 32: 1885 - 1897.
- Marles RJ, Farnsworth NR. 1995. Antidiabetic plants and their active constituents. **Phytomedicine** 2: 137 - 189.
- Marsden MW. 1918. **Method of utilizing Spanish moss**. Patent US 1,327,873A.
- Medon PJ, Broughton SA, Keller WK. 1985. Antidiabetic activity of *Tillandsia usneoides* (Spanish moss) extracts in naïve diabetic and alloxan diabetic rats. **Fed Proc** 44: 882.
- Metzger FC. 1943. Spanish Moss (*Dendropogon usneoides*). **J Fla MA** 24: 99.
- McCrinkle R, Djerassi C. 1961. Cycloart-23-ene-3 β ,25-diol: a new cyclopropane-containing triterpene from *Tillandsia usneoides* (Spanish moss). **Chem Ind** 33: 1311 - 1312.
- Monteiro JM, Ramos MA, Amorim EL, Albuquerque UP. 2011. Dynamics of medicinal plants knowledge and commerce in an urban ecosystem (Pernambuco, Northeast Brazil). **Environ Monit Assess** 178: 179 - 202.
- Mondragón ChDM, Ramírez MIM, Flores CM, García FJC. 2011. **La familia bromeliaceae en México**. Universidad Autónoma Chapingo, México.
- Moyna P, Tubío R. 1977. Mucilages in succulent plants. **Planta Med** 32: 201 - 205.
- Ohara M, Hori M. 2001. **Cosmetic composition containing plant steam distillation water/cosmetic composition containing plant steam distillate**. Patent JP 2001226219 A.
- Osada K. 2004. ***Tillandsia* plant named "Tilstsil"**. Patent US 15307 P2.
- Papini A, Mosti S, Milocani E, Tani G, Di Falco P, Brighigna L. 2011. Megasporogenesis and programmed cell death in *Tillandsia* (Bromeliaceae). **Protoplasma** 248: 651 - 662.
- Paz EA, Cerdeiras MP, Fernandez J, Ferreira F, Moyna P, Soubes M, Vázquez A, Vero S, Zunino L. 1995. Screening of uruguayan medicinal-plants for antimicrobial activity. **J Ethnopharmacol** 45: 67 - 70.
- Pickell JM. 1890. Use of moss as foodstuff. **Florida Experiment Station Bulletin II**.
- Pickens KA, Wolf J, Affolter JM, Hazel YW. 2006. Adventitious bud development and regeneration in *Tillandsia eizzi*. **In Vitro Cell Dev Biol Plant** 42: 348 - 353.
- Pierce S. 2000. The use de *Tillandsia* species in ritual adornment in Qosqo, Peru. **J Bromeliad Soc** 50: 95 - 201.
- Queiroga MA, Andrade LM, Florêncio KC, De Fátima AM, Da Silva MS, Barbosa-Filho JM, Da-Cunha EV. 2004. Chemical constituents from *Tillandsia recurvata*. **Fitoterapia** 75: 423 - 425.
- Rodriguez GR. 1955. Chemical control of mosses, lichens, and *Tillandsia* on cacao trees, ornamental trees, and electrical installations. **Cacao en Columbia** 4: 175 - 207.
- Sadaki O. 2006. **The portable container of a mini foliage plant**. Patent JP 3120389.
- Salgues R. 1955. Primary aliphatic terpene alcohols from oil of *Tillandsia fragrans*. **Compt Rend** 240: 1801 - 1802.
- Sandoval-Bucio EN, Flores-Cruz M, Martínez-Bernal A. 2004. Bromelias útiles de México. **Cactáceas y Suculentas Mexicanas** 49: 100 - 115.
- Schorger AW. 1927. Some constituents of Spanish moss. **Ind Eng Chem** 19: 409 - 411.
- Seldon D, Feurt LEF. 1953. A report on the waxy constituents of Spanish moss, *Tillandsia usneoides* L. **Science** 117: 600 - 601.
- Shoji T, Maeda H, Hanano A. 2003. **External preparation containing extract of *Tillandsia* plant and having effects of keeping**

- moisture and improving rough skin.** Patent JP 2003342118 A.
- Siegel BZ, Redman T, Siegel SM. 1987. Substrate peroxidation patterns in vascular plants and their modification by exposure to mercury vapors. **Phytochemistry** 26: 2943 - 2947.
- Skotak C. 2016. **Tillandsia hybrid plant named 'duraant'.** Patent US 26409 P2 20160209.
- Smith LB, Downs RJ. 1977. Tillandsioideae (Bromeliaceae). **Flora Neotropica** 14: 659 - 1492.
- Smith MS, Trinkley MB. 2006. Fiber-tempered pottery of the Stallings Island Culture from the crescent site, Beaufort County, South Carolina: a mineralogical and petrographical study. **Geol Soc** 257: 119 - 125.
- Smith-Oka V. 2007. La medicina tradicional entre los nahuas: Plantas medicinales contemporáneas y antiguas. **Found Anv Mesoam Stud** 1 - 33.
- Smith-Oka V. 2008. Plants used for reproductive health by Nahua women in Northern Veracruz, Mexico. **Econ Bot** 62: 604 - 614.
- Soares PD. 2005. Information on Brazilian ornamental species of the genus *Tillandsia* L. (Bromeliaceae). **Acta Hort** 683: 293 - 300.
- Sokoloff BT, Redd JB. 1951. **Treating liquor from citrus-fruit pulp.** Patent US 2559685.
- Stennett D, White Y. 2013. Possible economic gains from cancer research. **West Indian Med J** 62: 169 - 170.
- Stresser-Pean G. 2011. El Sol-Dios y Cristo: **La cristianización de los indios de México vista desde la Sierra de Puebla.** Fondo de Cultura Económica. México.
- Ulubelen A, Mabry TJ. 1982. Flavonoids of *Tillandsia utriculata* L. (Bromeliaceae). **Rev Lat Am Quím** 13: 35.
- Van Der Velden JM. 2009. **Tillandsia plant named 'josee'.** Patent US PP020014.
- Vasconcelos AL, Vasconcelos AL, Ximenez EA, Randau KP. 2013. *Tillandsia recurvata* L. (Bromeliaceae): aspectos farmacognósticos. **Rev Ciênc Farm Básica Apl** 34: 151 - 159.
- Vervaeke I, Delen R, Wouters J, Deroose R, De Proft MP. 2004. Division of the generative nucleus in cultured pollen tubes of the Bromeliaceae. **Plant Cell Tissue Organ Cult** 76: 17 - 28.
- Vite-Posadas JA, Brechú-Franco AE, Laguna-Hernández G, Rojas-Bribiesca G, Osuna-Fernández MG, Reyna H. 2011. Morphoanatomical characterization and antimicrobial activity of *Tillandsia imperialis* (bromeliaceae). **Polibotánica** 31: 20 - 29.
- Wang X. 2013. **A Chinese medicinal preparation for promoting rehabilitation after hiatal hernia surgery.** Patent CN 103006833 A.
- Wang S, Shi Q, Shi YG, Bao H. 2013. **Air pineapple flowering time regulation method.** Patent CN 103283518 A.
- Wang S, Bao H, Wang Q, Liu X. 2014. **Method for regulating flowering of *Tillandsia stricta* by use of photoperiod.** Patent CN 103858687 A.
- Wang Y. 2015. **An air pineapple simple shed cultivation method.** Patent CN 104541841 A 20150429.
- Webber MG, Lauter WM, Foote PA. 1952. A Preliminary Phytochemical Study of *Tillandsia usneoides* (L.) L. (Spanish moss). **J Am Pharm Assoc** 41: 230 - 235.
- Weld JT. 1945. The Antibiotic Action of *Tillandsia usneoides* (Spanish Moss). **Proc Soc Exp Biol Med** 59: 40 - 41.
- Wherry ET, Buchanan R. 1926. Composition of the ash of Spanish moss. **Ecol** 7: 303 - 306.
- Wherry ET, Capen RG. 1928. Mineral constituents of Spanish-moss and Ball-moss. **Ecol** 9: 501 - 504.
- Wickham MB. 2013. **Method for manufacturing a decorative arrangement using Spanish moss.** Patent US US 20130048186 A1.
- Williams CA. 1978. The systematic implications of the complexity of leaf flavonoids in the Bromeliaceae. **Phytochemistry** 17: 729 - 734.
- Wise LE, Meer A. 1936. Cellulose of Spanish moss. **Proc Florida Acad Sci** 1: 131 - 144.
- Witherup KM, McLaughlin JL, Judd RL, Ziegler MH, Medon PJ, Keller WJ. 1995. Identification of 3-hydroxy-3-methyl glutaric acid (HMG) as a hypoglycemic principle of Spanish moss (*Tillandsia usneoides*). **J Nat Prod** 58: 1285 - 1290.
- Wollenberger E, Mann K, Roitman JN. 1992. A myricetin tetramethyl ether from the leaf and stem surfaces of *Tillandsia usneoides*. **Z Naturforsch C Bio Sci** 47: 638 - 640.
- Wrinkle GA. 1973. Method for aseptic cultures of *Tillandsia* seed. **J Bromeliad Soc** 23: 117.
- Xu YM, Bashyal BP, Liu MX, Espinosa-Artiles P, U'Ren JM, Arnold AE, Gunatilaka AA. 2015. Cytotoxic cytochalasins and other metabolites from Xylariaceae sp. FL0390, a fungal endophyte of Spanish moss. **Nat Proc**

- Commun** 10: 1655 - 1658.
- Yokozeki A. 2010. **Extended moisturization cosmetic compositions.** Patent WO 2010132202 A2.
- Yu L, Zheng K, Ding J. 2009. **Plant curtain based on *Tillandsia*.** Patent CN 101530278 A.
- Zamora PC. 2009. Flora útil y su manejo en el cono Sur del Estado de Yucatán, México. **Polibotánica** 28: 227-250.
- Zhang X. 2016. **Organic fertilizer for *Tillandsia cyanea*.** Patent CN 105384570 A.
- Zheng K, Ding J, Shi Q, Cai H, Zhu Y. 2013. **Culture media for micropropagation of *Tillandsia*.** Patent CN 103461120 A.
- Zheng K, Ding J. 2015. **Management method for improving cold tolerance of *Tillandsia* with copper.** Patent CN 105104088 A.
- Zheng K, Ding J, Zhao G, Song B. 2015a. **A moisture management method combined with magnesium fertilizer application for promoting growth of *Tillandsia*.** Patent CN 105103879 A.
- Zheng K, Ding J, Ding J. 2015b. **A lighting management method for promoting growth of *Tillandsia*.** Patent CN 105104138 A.
- Zots G. 2013. The systematic distribution of vascular epiphytes—a critical update. **Bot J Linn Soc** 171: 453 - 481.